




Michael W. Frerichs
ILLINOIS STATE TREASURER

ANNUAL REPORT 2022





LETTER FROM ILLINOIS STATE TREASURER *Michael W. Frerichs*

Dear Illinois Residents,

In Illinois, the Treasurer is the state's Chief Investment Officer. The office invests money on behalf of taxpayers, college savers, and units of local government. The investment portfolio is \$52 billion. The investment approach is cautious to ensure the preservation of principal.

However, I strongly believe the state treasury must invest in people. That is why we provide tools so individuals can invest in themselves. These tools include savings plans for college and trade school, removing barriers to a secure retirement, helping people with disabilities save their own money for future needs, protecting residents from predatory companies, investing in neighborhoods, and making capital available to farmers and entrepreneurs.

In Illinois, Fiscal Year 2022 is from July 1, 2021 to June 30, 2022. During this past fiscal year, our office made significant strides to benefit taxpayers and residents. They include:

College Savings: The Bright Start college savings program continues to be among independent analyst Morningstar's top-rated plans. An advisor-sold plan, Bright Directions, also is available. At the end of the fiscal year, about 826,000 account holders invested approximately \$15.3 billion to pay for certain expenses at a community college, college, university, or qualifying trade school.

Protecting Consumers: We continue our leadership role to prohibit retailers from using rebate cards that charge dormancy fees. These fees often deplete the entire value of a rebate card. This addresses the practice of retailers utilizing cards issued by national banks to avoid consumer protections under the Illinois Unclaimed Property Act.

Cannabis Banking: Recreational cannabis for adults 21 years of age and older became legal Jan. 1, 2020. Nevertheless, significant hurdles remain when offering financial services directly to enterprises that cultivate or dispense cannabis. Equally important, but less widely known, is that service providers to the cannabis industry such as landlords, attorneys, electricians, and plumbers potentially face banking hurdles. The Illinois Treasury continues to urge federal clarification while it provides capital to financial institutions seeking to enter this space. Previously, we convinced Illinois lawmakers to prohibit the state from issuing an order against, or prohibiting, penalizing, or discouraging a state bank or credit union from providing financial services to legitimate cannabis-related businesses.

Fighting for Families: Our unclaimed property unit safeguards more than \$3.5 billion in cash and valuables. Examples include bank safe deposit box contents or an undelivered paycheck or utility refund. Life insurance policies also are included. A record-shattering \$1.5 billion has been returned since 2015.

Honoring Our Veterans: Military medals also are part of unclaimed property. Our efforts to locate these service members or their heirs continue after private entities failed for more than five years. These bittersweet reunions are profoundly moving and include Purple Hearts and Service Medals from military conflicts.

Saving for Retirement: There is a retirement crisis in America—too many people have too little saved. Secure Choice is one tool to address this emergency in Illinois. This retirement savings vehicle belongs to and travels with the worker. Enrollment continued to grow this fiscal year, with more than 105,000 workers saving their own money for retirement. Total assets under management totaled approximately \$82 million.

People with a Disability: The Achieving a Better Life Experience investment accounts allow individuals with a disability to save their own money for their own care without jeopardizing federal benefits. The Illinois Treasury leads a multi-state alliance in this effort. There are approximately 4,000 ABLE accounts in Illinois worth an estimated \$34.5 million.

Sound Investment for Local Governments: The Illinois Funds is a Local Government Investment Pool operated by the treasurer’s office. At the end of the fiscal year, there were approximately 1,500 investment participants with a total value of approximately \$18 billion.

Since 1975, The Illinois Funds has provided a safe, liquid, and competitive investment. The Illinois Funds has received Fitch’s highest rating of AA+ and is designed to augment, not replace, local banking relationships.

Sustainable Investing: It is widely recognized that sustainability factors, such as the way a company treats its workers or a company’s readiness to adapt to climate change, can and often do have a material impact on investment performance. Sustainability factors make investors better-informed and better decision-makers, and global ESG assets are on track to exceed \$53 trillion by 2025. The largest investment institutions in the world are integrating sustainability factors into their investment policies, processes, and decisions. Sustainable investing is not a niche pursuit, limited to a narrow band of dogmatic investors. It’s widely embraced. And that’s because it’s smart business.

The Illinois Treasurer’s Office invests money on behalf of the state, college savers, and units of local government. However, the Treasurer must also provide tools so that individuals can invest in themselves. I pledge to continue to be a responsible investment officer and to promote the tools of the treasurer’s office that can help people save for college, retire with dignity, and have access to capital to pursue their dreams.

Sincerely,



Michael W. Frerichs
Illinois State Treasurer



This annual report is intended to fulfill the requirements of Section 15 of the State Treasurer Act, Section 3(a) of the State Finance Act, and Article V, Section 19 of the Illinois Constitution.

A close-up, high-contrast photograph of a person's eye, looking slightly to the right. The eye is the central focus, with intricate details of the iris and pupil visible. The background is a dark, textured surface, possibly a piece of fabric or paper, with a fine, repeating pattern. The overall color palette is monochromatic, dominated by dark blues and greys.

VISION *for Illinois*

The Illinois State Treasurer's Office is dedicated to protecting the state's investment portfolio, ensuring the liquidity of all investments, and consistently producing earnings at or above industry standards.

Our investment decisions will promote education, access, and opportunity for individuals and governmental bodies across our state to give families the tools to achieve the American Dream.

The Treasurer's Office is committed to fulfilling this mission in a highly professional and ethical manner, while striving for transparency, efficiency, and preservation of public trust.

TABLE OF *Contents*

- 6** INVESTMENTS, BANKING, AND FINANCE
- 8** INVEST IN ILLINOIS
- 10** INVESTING IN THE ILLINOIS ECONOMY:
ILLINOIS IS THE MIDWEST TECHNOLOGY HUB
- 12** LEVELING THE PLAYING FIELD
- 17** GROWING ILLINOIS BUSINESSES
AND THE STATE'S ECONOMY
- 18** MAKING MONEY FOR THE PEOPLE OF ILLINOIS
- 19** ePAY: MORE OPTIONS AND SERVICES
- 20** UNCLAIMED PROPERTY
- 21** COLLEGE SAVINGS PROGRAMS
- 22** ILLINOIS ABLE:
ACHIEVING A BETTER LIFE EXPERIENCE
- 23** ILLINOIS SECURE CHOICE:
A PATH TO RETIRING WITH DIGNITY
- 24** CHARITABLE TRUST STABILIZATION GRANTS
- 25** MONEY MINDED ILLINOIS: FINANCIAL
LITERACY AND EDUCATION
- 26** ILLINOIS FINANCIAL WELLNESS HUB
- 27** INVESTMENT POLICIES
- 28** FINANCIALS
- 44** CONTACT US



Investments, Banking and Finance

State Investments & Banking

State legislators budget public monies that are collected, but that money is not spent all at once. The Treasurer's Office is responsible for receiving and safekeeping public monies and managing the State Investments Portfolio, ensuring liquidity to meet the State's obligations and investing all remaining funds in authorized investments. The State Investments Portfolio, with total assets over \$30 billion, is an investment program with the following objectives: safety of principal, liquidity, diversification, return on investment, and to support community development efforts.

Furthermore, State Banking maintains numerous accounts with financial institutions to process deposits for check clearing, lockbox services, ACH transactions, depository and custodial services, and electronic payment transactions on the State's behalf. In fiscal year 2022, the State Banking Division processed \$242 billion in receipts and \$231 billion in expenditures on behalf of the State.

The Illinois Public Treasurers' Investment Pool ("The Illinois Funds")

Created in 1975, the Illinois Public Treasurers' Investment Pool (referred to as "The Illinois Funds") was one of the first local government investment pool established in the nation. The Illinois Funds enables communities across the state to pool their investable assets together in a fund to earn greater returns, at a much lower cost, than they would on their own. The fund is comprised of over 1,500 participating local governments and state agencies with net assets over \$18 billion. The Illinois Funds is a safe, secure, highly liquid, diversified fund that holds Fitch's AAAmmf rating, the highest fund rating possible.

ePAY

ePAY is a full-service electronic payment services product specifically designed for Illinois government agencies so they can quickly and securely receive monies through convenient, customized payment channels. Since 2002, ePAY has provided public agencies and state universities with safe, timely, and competitively priced solutions for credit/debit card and electronic check acceptance. Today, ePAY processes nearly \$3.4 billion in annual transactions for over 500 public agencies in the State. The Illinois Treasurer conducts and oversees product management, including customer service, marketing, and compliance.

Fiscal Operations

Fiscal Operations successfully performs daily, monthly, quarterly, and annual general accounting activities, including balancing the general ledger, processing accounts payable, reconciling bank accounts, compiling budget estimates for the appropriation process, and preparing financial statements. The team is also responsible for processing payment warrants, forgery claims and depositing unclaimed property, circuit clerk, estate tax, and other miscellaneous receipts. The Fiscal Operations Division continues to work toward its overall objective to provide accurate and timely general, budgetary, and financial reporting services to internal and external constituents.

Portfolio & Risk Analytics

Portfolio & Risk Analytics is responsible for managing several investment objectives, fiduciary duties, and strategic initiatives. This includes analyzing, modeling, forecasting, compliance, and reporting efforts for the internally managed investment portfolio. The division monitors portfolio performance, identifies and mitigates risk exposure, and seeks investment opportunities that offer financial value creation. As such, they assess existing and prospective debt issuing counterparties for investment suitability and report on financial strength such as creditworthiness, financial performance, and potential factors that may have a material financial impact on the safety and/or performance of our investments. The eligibility and suitability of existing and prospective broker/dealers is examined to identify financial performance, compliance with regulators, and other risks. They employ internal quantitative and qualitative models to measure risk utilizing market best practices of data and relative analysis to ensure financial application measures up against self-performance, industry peers, and the overall market. Investment recommendations are formally presented to the investment committee and portfolio managers that helps guide the investments of the Treasurer's Office.

Division of Public Market Investments

The Division of Public Market Investments is responsible for monitoring externally managed portfolios and investment funds within the investment vehicles of the Treasurer's Office, including, but not limited to, the 529 College Savings Programs, Illinois Secure Choice Retirement Savings Program, and Illinois Achieving a Better Life Experience (ABLE) Savings Program. The Division of Public Market Investments is responsible for the sourcing, selection, assessment, diligence, and integration of sustainability factors for all prospective and current investment managers. The team continually reviews investment framework/design, portfolio construction, manager selection,

asset allocation and modification, economic impact, investment policies/objectives, and management structures, helping guide decisions regarding the continued appropriateness of investment managers, policies, and program structures.

Division of Alternative Investments

The Division of Alternative Investments is responsible for monitoring externally managed investment funds within the investment vehicles of the Treasurer's Office, including, but not limited to, the Illinois Growth and Innovation Fund (ILGIF), and the recently passed and signed into law Infrastructure Development Account Program. The Division of Alternative Investments is responsible for the diligence, assessment, deal sourcing, selection, and integration of sustainability factors for all prospective and current investments with fund managers. The division continually reviews investment strategy and thesis, portfolio construction, manager selection, asset allocation and modification, economic impact, investment objectives, and management structures. The actions taken help guide their decisions regarding the continued appropriateness of investment managers, portfolio construction, and program structures.

Corporate Governance & Sustainable Investment

In order to fulfill the fiduciary and mission objectives, the Corporate Governance & Sustainable Investment manages and executes a number of core investment policies that apply across the Treasurer's Office programs, including: (1) maximizing participation of qualified investment firms owned by minorities, women, veterans, or disabled persons (MWVD Program); (2) providing preference to investment firms with corporate headquarters located in Illinois (Illinois-Headquartered Program); and (3) integrating sustainability factors into the investment decision-making process in order to enhance the long-term value of the Office's investments (Raising The Bar Program).





CREAM OF THE CROP 2022

Invest in Illinois

Community Development Linked Deposits

Through the Community Development Linked Deposit Program (Linked Deposits), the Treasurer’s Office deposits money in approved financial institutions at a below-market rate. Those financial institutions, which include community banks, credit unions, and savings and loan companies, then use that money to provide loans to qualified borrowers pursuant to the guidance and terms of the Treasurer’s Office. In the end, the Treasurer’s Office earns an investment return on the money deposited, participating financial institutions earn interest on the money lent, and qualified borrowers in Illinois gain access to reduced-cost loans they can use to expand their business or improve their farm.

As the State’s Chief Investment Officer, the State Treasurer has a tremendous opportunity to generate investment earnings while simultaneously promoting community development and economic growth here in Illinois. The Treasurer’s Office is particularly focused on championing, growing, and investing in underserved areas of Illinois, including rural small towns, suburban communities, and large city centers. Not only are there investment opportunities in these communities, there are opportunities for job creation, business growth, and long-term economic prosperity.

Ag Invest

For over 39 years, the Treasurer’s Office has facilitated loan opportunities for Illinois farmers through Ag Invest. Treasurer Frerichs has been committed to our Illinois agriculture partners across the State and continues to offer a program that provides valuable resources to today’s farmers.

Ag Invest FY 22
 Annual Ag: \$24,257,000 / 121 Borrowers
 Long-Term Ag: \$278,500 / 3 Borrowers

Cream of the Crop

The Ag Invest Program celebrated its 10th annual Cream of the Crop Photo Contest to encourage Illinois youth to get more involved in agriculture. Children of various age groups submitted agriculture-related photographs taken by them. This year, the Treasurer’s Office received 129 photos for judging. The contest was judged by a panel of individuals from the education and agriculture industry. The winners’ artwork was featured in the Treasurer’s tent at the 2022 Illinois State Fair, Ag Invest Program Calendar and other marketing materials.

Business Invest

Business Invest – Illinois Small Business COVID-19 Relief Program is an impact investment loan program under which the State Treasurer made up to \$500 million in deposits



available to banks and credit unions throughout the State, at near-zero rates, to assist Illinois small businesses and non-profits negatively affected by the COVID-19 pandemic.

The State funds are deposited with qualified financial institutions for a 1-year term at a near-zero deposit rate of 0.01% (0.0001). These funds facilitate affordable loans (not to exceed 4.75%) to small businesses and non-profits to be used to provide bridge funding, pay fixed debts, payroll, accounts payable and other bills.

Business Invest – Community Uplift Program (CUP) offers qualified financial institutions that operate in designated areas (i.e. Illinois Enterprise Zones, Opportunity Zones, Low-Income Communities) access to State impact investment capital at a lower rate, in the form of a time deposit. This gives community banks, local credit unions, and savings and loan institutions in areas in need of economic development access to additional financial resources, which positions them to increase lending efforts to businesses and spur economic activity.

Business Invest FY 21
Small Business COVID-19 Relief Program:
\$38,000,000 / 2 Participating Institutions

Community Invest

Community Invest – Opportunity Illinois is a consumer-focused loan program. The program offers qualified financial institutions that operate in designated areas (i.e. Illinois Enterprise Zones, Opportunity Zones, Low-Income Communities) access to State impact investment capital at a lower rate, in the form of a time deposit. This gives community banks, local credit unions, and savings and loan institutions in areas in need of economic development access to additional financial resources, which positions them to increase lending efforts to individuals and spur economic activity.

Community Invest – Cannabis Banking Services Program is a community development program that offers qualified banks and credit unions access to state impact investment capital at a lower rate, in the form of time deposits. This gives banks and local credit unions additional financial resources to support the implementation or expansion of basic banking services to legal cannabis-related businesses in Illinois. In turn, this allows cannabis-related businesses, their employees and the ancillary businesses that support them to: (1) make deposits; (2) write checks; (3) enable payroll; (4) permit electronic payments; (5) conduct other related banking services to facilitate cash deposits and the payment of taxes, fees and other charges; and (6) execute a number of banking activities promptly and accurately. Furthermore, this also promotes fraud deterrence, anti-money laundering efforts, and decreased danger of crime or other loss made possible by the possession of significant amounts of cash on business premises.

Through this program, the Treasurer’s Office partners with approved financial institutions to provide banking services to a cannabis-related business that would not otherwise have access or have limited access to banking services due to federal government statutes.

This program enables cannabis-related businesses access to banking services that help build operational capacity and better serve their communities. Cannabis-related businesses would be able to transition from an all-cash cannabis market to a fully banked, regulated, and transparent market.





Investing in the Illinois Economy

Illinois is the Midwest's Technology Hub

Established by Treasurer Frerichs, the Illinois Growth and Innovation Fund (ILGIF) is an evergreen, \$1 billion impact investment fund that will invest in ways to attract, assist and retain quality technology-enabled businesses in Illinois. The Treasurer's Office does this by making targeted investments with venture capital (VC), growth equity and private venture debt firms with a nexus to the State of Illinois.

History

Legally named the Technology Development Account I (TDA I), lawmakers in 2002 authorized the initial round of \$74 million in investments to Illinois venture capital firms. TDA I created approximately 6,300 jobs and generated more than \$150 million in private investment.

Lawmakers in 2011 authorized a second round of TDA funding, called TDA II. However, the treasury did not act on the authorization. In 2015, Treasurer Frerichs used the TDA II authority to establish and launch the \$222 million ILGIF investment fund and began making investments in 2016.

In 2018, Treasurer Frerichs announced an increase to the amount of investment capital available in ILGIF, increasing the total to approximately \$1 billion in available investment

capital over 10 years from the State's existing investment portfolio. ILGIF was structured as an evergreen fund designed to allocate capital on a recurring basis, in perpetuity, to be invested with Illinois venture capital, growth equity and private venture debt investment firms.

Illinois Growth and Innovation Fund (ILGIF) Goals

1. Deliver strong investment performance for Illinois
2. Drive economic development for Illinois
3. Foster a more connected, inclusive and engaged entrepreneurial and venture community in Illinois
4. Support diversity and inclusion to enable fund managers to grow promising tech-enabled companies
5. Integrate sustainability factors to increase expected financial returns and minimize projected risk

ILGIF Projected Impact

While investment performance is a key goal, ILGIF also seeks to be an economic development catalyst. Investments through ILGIF are expected to create approximately 60,000 jobs in Illinois and attract significant private-sector capital, which will further spur interest across the Midwest, positioning Illinois as the anchor to the Midwest tech and entrepreneurial ecosystem.



**INVEST \$1B IN
STATE FUNDS**



**ATTRACT \$2B+ PRIVATE
INVESTMENT**



**CREATE
60,000+ JOBS**

IMPACT SINCE JANUARY 1, 2016

24.9%
NET INTERNAL RATE
OF RETURN

1.53X
NET MULTIPLE ON
INVESTED CAPITAL

5,000
ILLINOIS JOBS
CREATED

\$25.4 BILLION
INVESTED IN ILLINOIS COMPANIES

\$38.2
IN AGGREGATE
GAAP REVENUE

\$233 MILLION
INVESTED IN
MINORITY & WOMEN-OWNED/
MANAGED FUNDS

INVESTED IN
349 BUSINESSES
OWNED BY MINORITIES,
WOMEN, VETERANS OR
PERSONS WITH DISABILITY

**78 NEW OFFICES
OPENED IN ILLINOIS**

**CONTINUE TO IDENTIFY, RECRUIT &
RECOMMEND MWVD FUND MANAGERS/BUSINESSES**



Leveling the Playing Field

A core tenet of Treasurer Frerichs’ mission is to promote education, access, and opportunity for individuals and governmental bodies across our State to give families the tools to achieve the American Dream.

Treasurer Frerichs has made equity, diversity and inclusion a priority officewide. Treasurer Frerichs’ investment strategy, Raising The Bar, integrates sustainability factors into investment decisions to reduce risk exposures and maximize returns for the people of Illinois. This includes a focus on investment risks and opportunities related to corporate governance, environmental factors, social capital, human capital, and business model features.

Focus on Diversity

Treasurer Frerichs believes that our government should mirror the great diversity in our State. Furthermore, diversity is good

for business. The Treasurer’s Office has made great strides to ensure inclusion and provide more opportunities for minority, women, veteran, and disabled-owned (MWVD) firms.

Among Treasurer Frerichs’ top priorities is to continue to transform the Office’s culture, policies, and operations to help ensure equal opportunity.

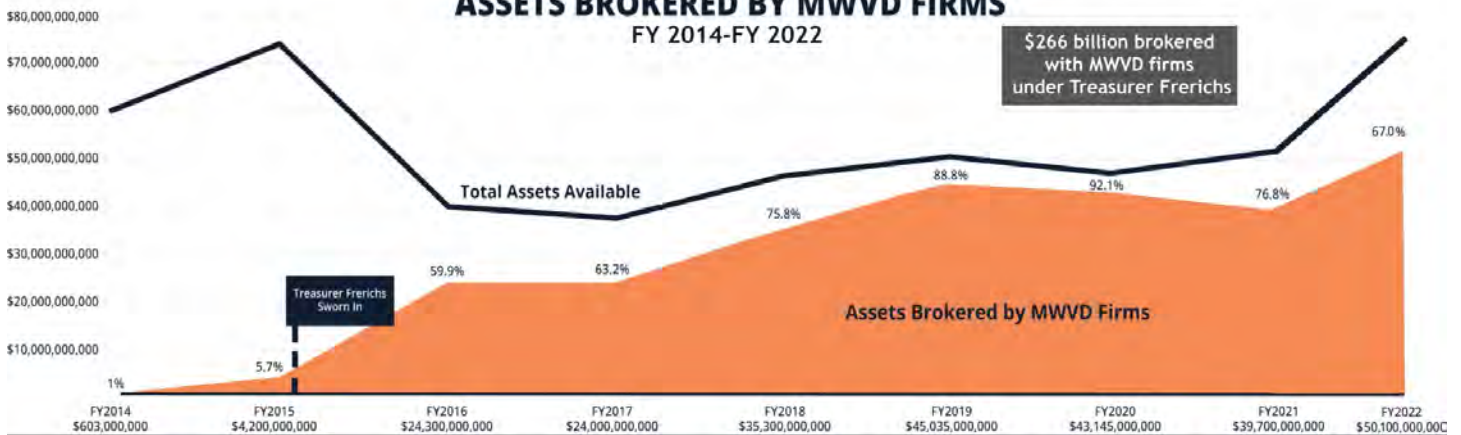
Increasing Business with MWVD Broker/Dealers: From 1% to 67%. The Treasurer’s two internally managed investment programs, the State Investment Portfolio and Illinois Public Treasurers’ Investment Pool (also referred to as “The Illinois Funds”), are made up of direct purchases and brokered investments. Tapping diverse-owned broker/dealers is one of the quickest and best ways to ensure MWVD participation. Recent numbers emphasize our sustained progress in this area:

- Since 2015, the Treasury increased utilization of MWVD broker/dealers from 1% to 67%.
- Total assets brokered with MWVD firms exceeded \$51 billion in FY 2022.

	FY 2014	FY 2015	FY 2016	FY 2017	FY 2018	FY 2019	FY 2020	FY 2021	FY 2022
Assets Brokered by MWVD Firms	\$603 million	\$4.2 billion	\$24.4 billion	\$24.0 billion	\$35.4 billion	\$45.0 billion	\$43.1 billion	\$39.7 billion	\$51.1 billion
Total Assets Available	\$60 billion	\$74 billion	\$40.7 billion	\$38 billion	\$46.7 billion	\$50.7 billion	\$46.9 billion	\$51.7 billion	\$76.3 billion
% Brokered by MWVD Firms	1.0%	5.7%	59.9%	63.2%	75.8%	88.8%	92.1%	76.8%	67.0%

ASSETS BROKERED BY MWVD FIRMS

FY 2014-FY 2022



Increasing Business with MWVD Asset Managers: From \$18 million to \$3.7 billion.

The Illinois Treasurer has made tremendous strides expanding the use of MWVD asset managers. In December 2014, the month prior to when Treasurer Frerichs came into office, Illinois Treasurer had \$18 million under MWVD asset managers. As of June 2022, the Illinois Treasurer had over \$3.7 billion with MWVD asset managers. That represents a 206-fold increase.

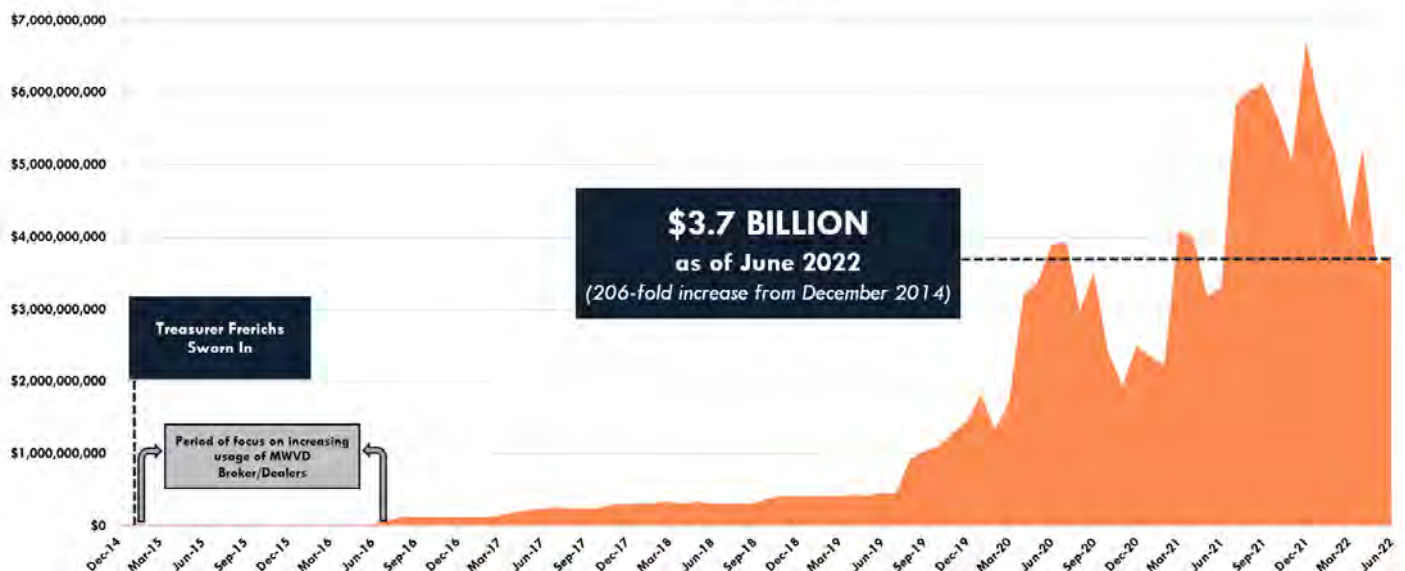
- *Garcia Rule*: Mandatory Inclusion of MWVD Firms in Investment Searches. The Illinois Treasurer maintains a requirement that helps ensure purposeful recruitment of

diverse candidates and requires the Illinois Treasurer to interview at least one diverse candidate before the final selection of a candidate for any investment manager search in any program overseen by the Treasurer.

- 30% for MWVD Broker/Dealers. All managers of separately managed investment portfolios under the Illinois Treasurer are required to direct at least 30% of total commission dollars to MWVD broker/dealers, preferably Illinois-based, to increase opportunities to qualified firms.

ASSETS MANAGED BY MWVD FIRMS

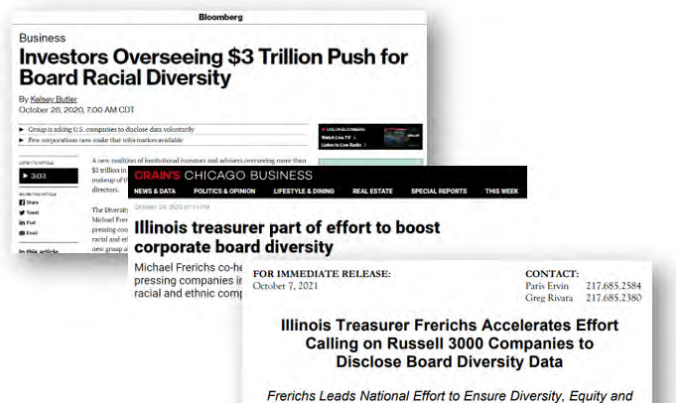
December 2014 to June 2022



Closing the Gender and Racial Divide

Diverse corporate boards are more successful than non-diverse boards. As such, Treasurer Frerichs continues to help women and persons of color break the glass ceiling and get more opportunities. Treasurer Frerichs has been working to increase corporate board diversity since 2016, utilizing an array of strategies – including direct shareholder-company engagement, proxy voting, and public advocacy – to counter the unacceptably slow pace of change and ensure diversity is a corporate governance priority. In 2021, the Illinois Treasurer took numerous actions to encourage and foster boardroom change and create shareholder value.

- **Russell 3000 Board Diversity Disclosure Initiative** – The Illinois Treasurer is leading an investor initiative asking that all companies within the Russell 3000 Index disclose the makeup of their boards of directors – inclusive of gender, race and ethnicity – given the correlation between board diversity and long-term performance. Launched in October 2020, the initiative has grown to include 26 investor organizations representing over \$3 trillion in assets under management and advisement. Treasurer Frerichs has been working to increase corporate board diversity since 2016, utilizing an array of strategies, including direct shareholder-company engagement, proxy voting, and public advocacy. The push for increased and standardized disclosure, at the center of this initiative, has been a focus of the Illinois Treasurer since 2019.



- **Midwest Investors Diversity Initiative** – The Illinois Treasurer leads the Midwest Investors Diversity Initiative (MIDI), a 16-member coalition comprised of regional institutional investors with over \$820 billion in assets under management and advisement. MIDI engages companies in the Midwest facing board diversity shortfalls, working collaboratively to understand company policies and make targeted recommendations to institutionalize best practices and improve board diversity. Since 2016, when the group

was formed, MIDI has engaged 70 companies. Among the companies engaged, 95 women and persons of color have received board appointments and 34 companies have adopted a diverse search policy.

- **Thirty Percent Coalition** – Since 2018, the Illinois Treasurer has been actively involved on the Board of Directors of the Thirty Percent Coalition, which is comprised of more than 90 members with \$7 trillion in assets under management (AUM). This coalition is committed to the goal of advancing women, including women of color, on boards of public companies.
- **Calling on NASDAQ and Corporations to Disclose Board Diversity** – Treasurer Frerichs issued a comment letter to support Nasdaq’s proposed listing rules related to board diversity, which is an important and sensible plan to increase standardization, transparency, and disclosure on a material board attribute.
- **Proxy Voting** – The Illinois Treasurer exercises its proxy voting rights to support proposals to increase board diversity, gender pay gap reporting, and the inclusion of diversity as a performance metric for CEO pay. In 2021, the Illinois Treasurer voted against 2,556 directors on nominating committees for failure to disclose the racial composition of the board, and voted against 1,419 directors on nominating committees for lack of gender diversity. The Illinois Treasurer also cast votes in favor of 5 shareholder proposals aimed to increase board diversity in 2021 and 6 proposals to report on gender pay gap.

Procurement: Advocacy for Aspirational Goals for MWVD Businesses

Treasurer Frerichs spearheaded the passage of Senate Bill 2363, sponsored by Sen. James Clayborne and Rep. Will Davis, which became law on August 19, 2018. Under the new law, the Illinois Treasurer must aspire to use MWVD businesses for no less than 25 percent of contracts and investment-related activities. It also authorizes the Illinois Treasurer to incorporate preferences in the procurement process for MWVD firms, requires a review of a financial institution’s Community Reinvestment Act (CRA) rating, and requires the Illinois Treasurer to create and publish an annual report of the utilization of MWVD firms.

Compensation this year on contracts held by MWVD contractors totaled \$17,545,051, an increase of over 11% from the prior fiscal year.

The Illinois Treasurer will continue to take steps to encourage its current contractors to report on their ownership status and to increase MWVD participation.

- *Current Procedures* – The Illinois Treasurer currently includes detailed questions regarding diverse ownership in its Requests for Proposals (“RFPs”). These questions allow the Illinois Treasurer to better understand which communities are competing successfully as well as those that may be falling short.
- *Utilization Rates* – The Illinois Treasurer has taken steps to improve data collection by improving communication internally between departments and externally with contractors. Following this improved communication, there has been an increase in responses to requests for diversity data, and the accuracy of the existing active contracts has improved. Out of 75 contractors, the Illinois Treasurer obtained the MWVD status of 55, with 19 claiming MWVD status. This shows a significant increase in the data obtained regarding contractors to the previous fiscal year. In addition, slightly more than 25% of the contractors claim MWVD status, which is a 5% uptick from the prior fiscal year. While several responsive contractors from the previous year did not respond to a data request this year, many new contractors released their data for the first time.

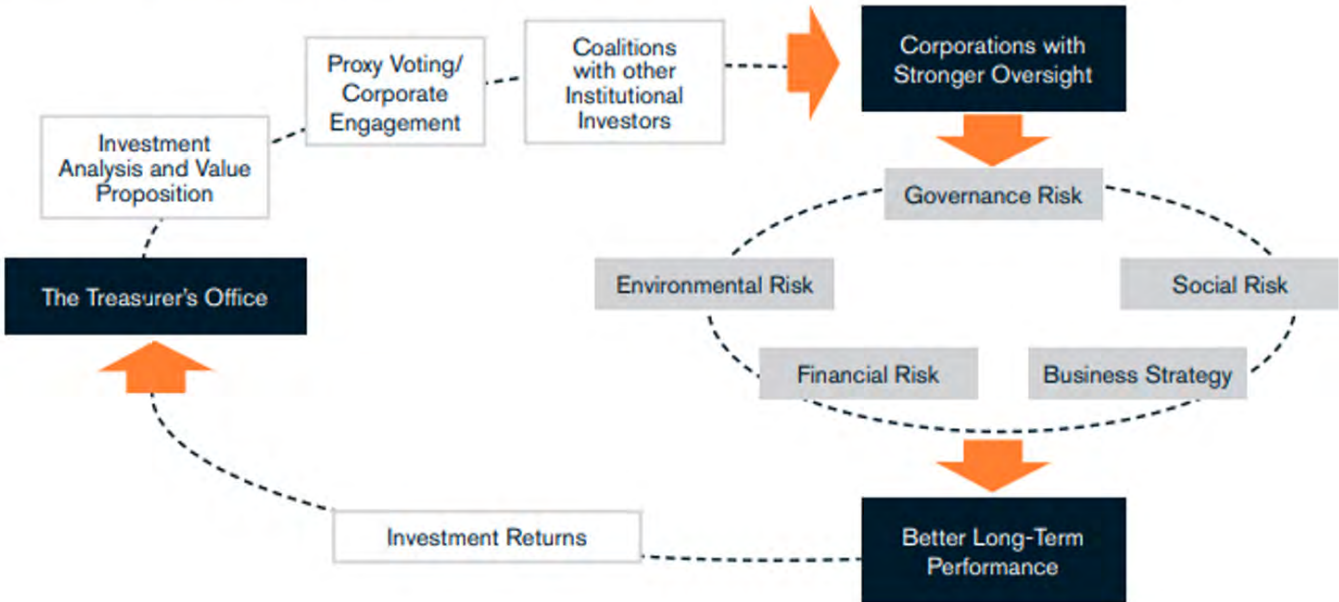
360-Degree Review of Business Partners

Since 2017, all financial and investment firms seeking to do business with the Illinois Treasurer must disclose how their firm promotes equity, diversity, and inclusion. This includes a 360-degree evaluation, conducted annually through the Office’s “Equity, Diversity, & Inclusion Assessment,” of diversity among its board or owners, executive leadership, workforce, supplier network, and community activities. This evaluation leverages data and information already disclosed to the Equal Employment Opportunity Commission, which divulges the various types of roles at a company (e.g. executives, managers, professionals, technicians, sales, clerical, labor, etc.) by race, ethnicity and gender.

Diversity Goals in the Illinois Growth and Innovation Fund

The Illinois Growth and Innovation Fund is an impact investment fund aiming to invest approximately \$1 billion in ways that attract, assist and retain quality tech-enabled businesses in Illinois. As of June 2022, of the \$605 million committed to Illinois venture capital firms under ILGIF, \$233 million has been committed to MWVD-operated venture capital firms. Also, investments from ILGIF fund managers have supported 349 diverse-owned portfolio companies to receive funding.

Sustainability Integration: Why It Matters



Raising the Bar: The Treasurer's Sustainable Investment Strategy

Making Prudent Choices. Investing means making choices. For the investment officers at the Office of the Illinois State Treasurer, it means choosing investments that are risk-appropriate, high-performing, and meet or exceed the benchmark. It means making investments that reflect our commitment to sustainability, inclusion, and sound corporate governance. With these factors, we boost our investment returns and strengthen the economic well-being of Illinois citizens and institutions.

Sustainability Factors. We know that to fulfill our fiduciary duty and maximize returns, we need to focus on more than just short-term gains and traditional indicators. Additional risk and value-added factors that may have a material and relevant financial impact on the safety and performance of our investments need to be integrated into the decision-making process. These material sustainability factors include (1) environmental; (2) social capital; (3) human capital; (4) business model and (5) leadership and governance factors.

Raising The Bar puts this philosophy in practice. Over the past two years, the Illinois Treasurer has been busy capitalizing on opportunities to grow the \$50 billion investment portfolio while achieving results on sustainability issues. The Illinois Treasurer continues to actively engage corporate decisionmakers, work with other institutional investors, vote by proxy, weigh in on public policy, and communicate the multi-faceted benefits of sustainable investing.

Getting Results. Under the leadership of Treasurer Frerichs, here are highlights of the results we have achieved over the last year:

- *Engaged 3,200+ Companies on Material Sustainability Issues* – We conducted 56 principal engagements with individual companies, and we supported more than 3,200 coalition-based engagements on a range of material sustainability topics, including board diversity, human capital management, and climate change.
- *Conducted 80+ Sustainability Analyses of Individual Securities* – Using a customized assessment process that draws on a combination of internal analysis and external reporting, our office developed sustainability grades for more than 80 organizations as part of the approval process

of debt issuers for the office's two internally managed investment programs.

- *Conducted 50+ Sustainability Analyses of Investment Managers* – Our office conducted a comprehensive evaluation of all our investment managers to assess and compare how and to what extent each integrates sustainability factors within their core processes
- *28,176 Proxy Votes Cast at 3,048 Annual Meetings* – Our office voted on 28,176 proposals on corporate proxy ballots and at 3,048 annual stockholder meetings in 2021.

For more information on our sustainable investment activities, view the **Treasurer's 2021 Annual Sustainable Investment Report** or visit www.illinoisraisingthebar.com/.



Growing Illinois Businesses and The State's Economy

Illinois-Based Broker/Dealers

The Treasurer's Office utilized Illinois-based investment firms to broker over \$33.4 billion in assets in FY 2021.

Illinois-Based Managers

The Illinois Treasurer seeks to maximize the use of Illinois based asset managers across all pertinent programs, including the State Investment Portfolio, The Illinois Funds Local Government Investment Pool, 529 College Savings Plans, and Illinois Growth and Innovation Fund. The Illinois Treasurer utilizes Illinois-based investment firms to manage over \$2.4 billion as of June 2022. This increase compares to \$406 million in January 2015, which represents nearly a 6-fold increase.

Illinois Growth and Innovation Fund

The Illinois Growth and Innovation Fund (ILGIF) invests in ways that attract, assist and retain quality tech-enabled businesses in Illinois. ILGIF aims to invest approximately \$1 billion on a recurring basis creating an estimated 60,000 jobs per investment cycle. The investment is expected to attract more than \$2 billion in additional private-sector money, which will further spur interest in the Midwest tech and entrepreneurial scene. As of 12/31/21, ILGIF has already helped create over 5,000 new full-time Illinois based jobs, generated over \$25.4 billion of invested capital in Illinois tech companies, and contributed to \$38.2 billion in aggregate GAAP revenue.



Making Money for the People of Illinois

As an asset manager that invests money on behalf of Illinois constituents, Treasurer Frerichs is laser-focused on obtaining the best risk-adjusted return for the people of Illinois. The Treasurer’s Office has evidence of outperformance, cost-savings, and an enterprising spirit that seeks to elevate individuals and government bodies across the State.

State Investments

The numbers tell the story. If you look at state investment returns you will see that monthly returns increased from 0.45% in January 2015 to 1.16% in June 2022.

State Investment Earnings for FY 2022
\$142.3 million

This is the direct result of the Treasurer’s investment strategy. After a review of past practices and the State’s statutory investment restrictions, the Treasurer’s Office successfully implemented real-time solutions to capitalize on market conditions and increase earnings—all while fulfilling the Treasurer’s obligations of preservation of capital and liquidity. These accomplishments can be attributed to:

- Implementation of an investment strategy that prioritizes investments in higher-yielding investments and extended maturities to match expected liabilities;
- Additional investment asset classes, including corporate bonds and municipal bonds;
- External money managers with expertise in higher-yielding asset classes; and
- Increased pool of eligible companies, including Illinois-based and Minority, Women, Veteran and Disabled-owned firms, from which the Treasury can purchase fixed income securities, thereby providing more opportunities for diversification and higher earnings.

These changes have produced tangible benefits for Illinois agencies and the people they serve. \$1.3 billion in investment earnings has been attained since January 2015, making more money available for State programs and reducing the burden placed on the State’s limited tax revenues.

Illinois Public Treasurers’ Investment Pool

The Illinois Public Treasurers’ Investment Pool (IPTIP, or also referred to as The Illinois Funds) is a AAA-rated local government investment pool operated by the Treasurer for State and local government agencies. Investing together generates economies of scale typically not available if participants invested alone. Thus, the program provides a critical service for State and local agencies, enabling them to invest their money in a safe, liquid investment vehicle that regularly exceeds industry benchmarks. The Funds’ balance has risen to over \$16 billion at the end of June 2022. The return of net monthly income to The Illinois Funds has increased from \$52,000 in January 2015 to \$14.6 million in June 2022.

IPTIP Investment Earnings for FY 2022
\$44.6 million

Increased earnings are a direct result of the Treasurer’s enhanced investment approach. The investment strategy prioritizes higher-yielding investments and extended maturities to match expected liabilities, as well as an increase to the pool of eligible companies from which the Treasury can purchase fixed income securities—thereby providing more opportunities for diversification and higher investment earnings.

FISCAL YEAR	State Investments	IL Funds	TOTAL
FY 2015	\$49,052,640	\$5,235,320	\$54,287,960
FY 2016	\$51,226,332	\$11,378,833	\$62,605,165
FY 2017	\$102,603,945	\$34,272,095	\$136,876,040
FY 2018	\$204,579,906	\$78,164,791	\$282,744,697
FY 2019	\$318,150,879	\$134,074,224	\$452,225,103
FY 2020	\$249,936,129	\$104,121,240	\$354,057,369
FY 2021	\$81,447,464	\$13,642,833	\$95,090,297
FY 2022	\$142,284,287	\$44,604,174	\$186,888,461
TOTAL	\$1,199,281,582	\$425,493,510	\$1,624,775,092



ePAY: More Options and Services


What is ePAY?

ePAY is a full-service electronic payment program specifically designed to provide state and local governments the ability to safely accept credit card, debit card, and electronic check (ACH) payments at an affordable cost. From the Secretary of State and the University of Illinois System to the smallest municipality and library district, agencies utilize the speed in processing payments and receivables to maximize their assets available to invest. In Fiscal Year 2022 (July 1, 2021 through June 30, 2022), participating governments processed \$3.5 billion in transactions.

Key Benefits:

- *Speed and Convenience* – Participants can accept payments online, over-the-counter, or via an automated phone system using secure and convenient payment services. All payment services can be customized for efficiency or to maximize customer engagement with recurring bill pay, e-receipts, and more.
- *Security and Compliance* – All payments are collected in a manner consistent with the Deposit of State Moneys Act (15 ILCS 520), the Local Government Acceptance of Credit Cards Act (50 ILCS 345), PCI Data Security Standards, NACHA guidelines, and prevailing credit card industry rules. Participation in ePAY includes PCI compliance support and administration tools at no additional cost.

- *Competitive Pricing* – ePAY offers multiple pricing options to fit each government's needs. Whether you pass the processing fee to your constituents or absorb the fees, your agency has control over the costs of electronic payment acceptance.
- *Settlement Bank Options* – ePAY funds can be swept directly into an Illinois Funds investment account(s) or deposited to a settlement bank of your choosing.
- *Customer Care* – Participants and constituents have access to 24/7 customer support through a dedicated customer help desk and online ticket portal. 95% of participant tickets are resolved within one business day.
- *Easy Application* – No contract or request for proposal required. Just complete our enrollment application and government agencies in Illinois can leverage economies of scale provided by the Treasurer's master processing contract.





Unclaimed Property

As part of the Illinois Treasurer’s Unclaimed Property Division, the I-Cash program connects State residents and businesses with their unclaimed money including lost bank accounts, insurance policy proceeds, and unused rebate cards.

The Unclaimed Property Division recovers hundreds of thousands of properties each year from government agencies, banks, insurers, utilities, and other companies across the country that have been unable to return the properties to their rightful owners.

In FY 2022, the Unclaimed Property Division saw more than 2.3 million properties reported that were associated with more than 2.4 million owners.

Since 2015, approximately \$1.5 billion in unclaimed property has been returned, the most that has been returned in the program’s 59 -year history.

The \$1.5 billion milestone was possible because Treasurer Frerichs prioritized changes in technology, efficiency, and state law to streamline the unclaimed property process.

“Government needs to work smarter. The numbers show our improvements to the unclaimed property program created a faster, better, and more efficient service.”

- Illinois State Treasurer Michael F. Frerichs

During FY 2022, \$400,078,000.23 in cash and 52,956,278 in shares were reported and remitted to the State Treasurer as unclaimed property. This total includes \$374,872,052.24 in cash and 52,704,287 in shares that were voluntarily remitted and \$ 25,205,947.99 in cash and 251,991 in shares that were remitted pursuant to an examination.

The total amount of property returned to the Illinois residents in FY 2022, was \$280,874,390.75, including \$227,161,535.99 in cash and \$53,712,854.76 in securities value.

The amounts expended from the State Pensions Fund in FY 2022 were as follows:

State Universities Retirement System (SURS):	\$218,000,000
Treasurer’s Office Operational Expenses:	\$15,350,815
Auditor General:	\$500,000
Court of Claims:	\$1,350
Total:	\$233,852,165



College Savings Programs

Bright Start and Bright Directions are the 529 College Savings programs administered by the Illinois State Treasurer's Office. Families in Illinois and across the country are participating in Bright Start and Bright Directions to save for the rising cost of college expenses.

Under Treasurer Frerichs, the Illinois College Savings Programs have received national recognition for their quality and price. In 2021, Bright Start received the Gold rating for the fifth year in a row from Morningstar – making Bright Start one of only two 529 plans in the country to be rated as Gold the past five years in a row. In 2021, Morningstar also placed Bright Directions, Illinois' advisor-guided 529 savings plan, among the highest rated advisor-sold plans in the country. Treasurer Frerichs has focused on regularly reducing fees for participants. Since taking office in 2015, total fee reductions in Bright Start and Bright Directions are estimated to have saved more than \$100 million; meaning millions more in investment dollars going directly to college savings.

In 2021, the Treasurer's Office once again delivered fee reductions in almost every portfolio in Bright Start and Bright Directions thanks to ongoing enhancements to each plan's investment lineup. Administered by the Treasurer's Office, both Bright Start and Bright Directions offer a variety of investment options including age-based, target-date and individual fund portfolios. Families can use these tax-advantaged investment plans to pay for qualified higher education expenses associated with attending accredited post-secondary institutions, from vocational schools and community colleges to public and private colleges and universities.

Qualified higher education expenses include tuition, room and board, books, fees, computers, supplies, and equipment

required for enrollment for a student who is carrying at least half the normal full-time course load. It also includes expenses for registered and certified apprenticeship programs and up to \$10,000 for payment of student loans of the beneficiary or sibling.

Bright Start

With over \$8.9 billion in assets under management and over 422,000 accounts as of June 30, 2022, Bright Start offers a wide range of investment choices for both hands-off and do-it-yourself investors. Morningstar awarded Bright Start a Gold Medal Rating for the fifth year in a row. In their accolades for Bright Start, Morningstar said that "Illinois' Bright Start Direct-Sold College Savings Program became a topnotch plan following a complete overhaul in July 2017." To learn more, visit www.brightstart.com.

"Illinois' Gold-rated Bright Start Direct-Sold College Savings Plan delivers a strong offering via its two different age-based series: multifirm (a mix of active and passive underlying funds) and index. The thoughtful design and mix of strong active managers alongside core index funds make the plan a superb offering for investors."

- Morningstar, October 2021 (Bright Start)

Bright Directions

Bright Directions is among the highest rated financial advisor-guided 529 plans in the country. It boasts over \$6.4 billion in assets under management and more than over 404,000 accounts as of June 30, 2022. This plan offers more than 40 different age-based, target-date, and individual portfolio options and 15 Exchange-Traded Fund (ETF) Portfolios. The plan has received accolades as one of the top performing advisor-sold programs in the nation. In its analysis Morningstar highlighted "the state's focus on fees and continuous improvement" of the plan. To learn more, visit www.brightdirections.com.



IL ABLE

MEET WENDY

IL ABLE: Achieving a Better Life Experience

The Treasurer's Office empowers people with disabilities and their families to invest in themselves and helps them to achieve their personal goals.

The Illinois "Achieving a Better Life Experience" or IL ABLE Plan offers a savings and investment Account that eligible people with disabilities can own to save for Qualified Disability Expenses without losing, or losing eligibility for, their federal means-tested benefits programs, such as SSI, SSDI and Medicaid.

Earnings and withdrawals on IL ABLE Accounts are tax-free as long as they are used for a wide range of Qualified Disability Expenses such as therapy, education and training, adaptive equipment, housing, transportation, assistive technology, medical and dental care, financial and legal services, daily living expenses and more.

IL ABLE gives Account Owners flexibility and freedom to help take care of today's expenses and a way to save and invest for their future. With more than \$34.5 million in assets under management and over 4,000 Accounts, IL ABLE offers Account Owners seven robust Investment Options: six "Targeted Risk Options" and an FDIC-insured Checking Account Option. In 2022, annual maintenance fees were reduced nearly 25% for Account Owners who receive electronic statement notifications.

Since launching IL ABLE in January 2017, Account Owners with disabilities and their families have contributed approximately \$44.6 million with IL ABLE.

Illinois is the leader of the National ABLE Alliance (NAA), an 18-member bi-partisan consortium of states and the District of Columbia, who work together to provide people with disabilities across the nation a high-quality, low-cost ABLE program. The NAA represents more than one-quarter of the ABLE-eligible population nationwide.

To learn more about IL ABLE or sign-up for the IL ABLE accessABLE News & Updates newsletter, visit www.illinoisable.com.

"Having an IL ABLE Account made it possible for me to save to buy my first home. I was able to renovate to make my new house accessible."

—Wendy

IL ABLE Account Holder



Illinois Secure Choice: A Path to Retiring with Dignity

More than 2 million Illinois workers do not have access to a retirement savings option at work, but a law passed in 2015 creating the Illinois Secure Choice Savings Program (Secure Choice) will make it easier for them to save for their golden years.

Secure Choice is a retirement savings program for private-sector workers who lack access to an employer-sponsored plan. Employees can save for their own retirement through automatic payroll deductions that flow into professionally-managed Roth Individual Retirement Accounts (Roth IRAs). Facilitating employers can provide employees with an easy way to save without the burden of heavy administrative costs or responsibilities. Not only is Secure Choice open to employees who work for an eligible employer, the program is available to anyone who wants to enroll on their own and start saving. The employer's role is limited to registering, submitting an employee roster and keeping the roster current, and remitting payroll contributions for participating employees.

The Illinois Secure Choice Savings Program Act applies to employers with 5 or more Illinois employees that have been in business for two years or more and do not offer a qualified retirement savings plan. In 2022, the program began covering employers with five or more employees. Small businesses can register now and not wait for their deadline. Employers

are assigned to different onboarding waves based on their number of employees and are required to begin facilitation of the program before their assigned deadline. Employees are automatically enrolled in the program at a 5% contribution rate into a Target Date Roth IRA, but may select a different investment option, change their contribution rate, or opt out of the program entirely.

Secure Choice is a public-private partnership. The program is overseen by a seven-person public board and administered by a private-sector financial services firm responsible for recordkeeping and overall program administration. The Treasurer serves as chair of the Secure Choice Board and his office provides administrative support to the program.

Secure Choice formally launched in the summer of 2018 with a small group of pilot employers followed by a phased onboarding of eligible employers. Wave One took place in November of 2018 for employers with 500 or more employees. Wave Two occurred in July of 2019 for employers with 100-499 employees and Wave Three was completed in the fall of 2019 for employers with 25-99 employees. Wave Four, for employers with 16 or more employees, occurred in the fall of 2022. **Since launch, Secure Choice has helped over 105,000 workers save approximately \$82 million for retirement.** With over 6,400 registered employers, the program has brought retirement savings access to workers in all 102 counties across Illinois.

42% of Illinois private-sector workers lack access to a workplace retirement plan. Among businesses with 10-24 employees, that figure grows to 58.9% and among businesses with fewer than 10 employees, the figure is nearly 73%.



Charitable Trust



Charitable Trust Stabilization Grants

The Charitable Trust Stabilization Fund was created in 2007 to help small non-profits across Illinois. Money for the fund comes from the filing fees not-for-profit organizations pay to incorporate with the State of Illinois. The program is funded by non-profits and exists to support non-profits. The program is intended to help small non-profits with annual budgets of \$1 million or less and special attention is given to applicants located in areas where pervasive poverty, unemployment, and economic distress exists.

Since Treasurer Frerichs established the program in 2017, Charitable Trust has provided \$3.9 million in grant awards to 192 organizations across Illinois. These funds have been used to provide meals, groceries, shelter, housing counseling, workforce readiness, resume preparation, job interview coaching, ESL classes, and countless other programs administered by quality charitable organizations working to improve the lives of people across our great state.

Fall 2021 Grantees
Total Applicants: 100
Total Grantees: 9
Total Grant Awards: \$180,000
Average Award Size: \$20,000

Spring 2022 Grantees
Total Applicants: 124
Total Grantees: 10
Total Grant Awards: \$192,500
Average Award Size: \$19,250

For more information, visit www.illinoistreasurer.gov and click on **Charitable Trust**.



MONEY MINDED *illinois*

Financial Literacy and Education

Financial literacy and education remains central to the mission of the State Treasurer’s Office. The Office has launched the following programs to help combat the lack of personal finance skills that is so staggering in society today.

Money Minded Illinois

In 2018, we launched Money Minded Illinois, a financial literacy program that is entirely free to all teachers and school districts in the State of Illinois. We partnered with Econ Illinois (a nonprofit that specialized in economic education for over 50 years) to develop and write a financial literacy curriculum.

The curriculum is designed for grades 1-12, incorporates reading, writing, math, and inquiry skills along with financial concepts, and is aligned to meet state standards. The materials are designed to help teachers implement the standards in their classrooms.

By using the curriculum, teachers can cover several standards at once and have the flexibility of choosing to teach each part of a lesson for their grade level or pick a few activities they think their students may enjoy. The curriculum is available both online and in print and can be accessed at www.moneymindedillinois.com.

Illinois Financial Wellness Hub



Illinois Financial Wellness Hub

As part of an initiative by the National Association of State Treasurers (NAST), our Office was one of 24 government agencies to be awarded a grant to establish a new state employee financial wellness program. In 2020, we launched the Illinois Financial Wellness Hub, a financial wellness pilot program dedicated to improving the personal finances of State of Illinois employees, retirees, and their family members.

To deliver the program, we partnered with Central Management Services (CMS), the administrator of the State's Deferred Compensation Plan, and the UIC Center for Economic Education (a research center that provides financial literacy and education to families, teachers, and community organizations).

The online hub offers on demand tools and resources including articles, videos, webinars, and access to certified finance coaches. The program is powered by Enrich, a financial education software company that is used by more than 20,000 employers and 300 financial institutions.



Investment Policies

The Office of the Illinois Treasurer is responsible for the creation, revision, implementation, and publication of various investment policies, each relevant to a particular investment program under the purview of the Treasurer.

These policies reflect statutory requirements as well as the policy and programmatic objectives of the Office of the Illinois Treasurer.

As such, they provide an appropriate set of guidelines and procedures for the operation of state investment programs with regard to investment objectives, investment parameters, administrative responsibilities, contractual needs, and reporting requirements.

[Click here to view the office's investment policies.](#)

The background of the page is a dense, overlapping pattern of US \$100 bills. The bills are oriented in various directions, creating a sense of movement and abundance. The color palette is a warm, monochromatic orange-gold, which is a common color for financial documents. The text 'FINANCIALS' is centered in a large, bold, white font, standing out prominently against the textured background of the currency.

FINANCIALS

FUND	Prev Year Cash Bal	FY22 Receipts	FY22 Transfers	FY22 Disbursements	Ending Cash Balance	Warrants Outstanding	Available Balance
GENERAL REVENUE	317,617,377.08	41,213,736,820.27	-9,343,036,564.88	31,978,002,519.76	210,315,112.71	-80,939,639.87	129,375,472.84
GR - CS SPECIAL ACCT	0.00	2,697,499,209.09	-2,613,619,525.96	0.00	83,879,683.13	0.00	83,879,683.13
EDUCATION ASSISTANCE	193,081,825.14	2,354,198,028.33	132,036,518.67	2,149,757,845.95	529,558,526.19	-131,811.95	529,426,714.24
ROAD	1,266,070,712.43	3,578,108,512.84	-416,341,696.56	2,976,619,176.48	1,451,218,352.23	-3,228,442.70	1,447,989,909.53
MOTOR FUEL TAX	121,570,110.43	1,252,226,628.77	-1,125,392,302.82	123,622,054.91	124,782,381.47	-1,338,051.34	123,444,330.13
PREVENT & TREAT ALCOHOLISM & SUBSTANCE ABUSE BLOCK GRANT	345,277.10	81,943,689.29	102,515.00	81,498,551.17	892,930.22	-554,947.48	337,982.74
FOOD & DRUG SAFETY	213,093.95	81,931.77	0.00	64,410.51	230,615.21	0.00	230,615.21
PENNY SEVERNS BREAST, CERVICAL AND OVARIAN CANCER RESEARCH	287,089.94	0.00	0.00	48.74	287,041.20	0.00	287,041.20
TEACHER CERTIFICATE FEE REVOLV	8,376,919.00	4,376,475.00	2,999,600.00	2,971,993.93	12,781,000.07	-17,808.00	12,763,192.07
TRANSPORTATION REGULATORY	8,759,115.98	8,612,900.91	2,994,700.00	12,975,564.10	7,391,152.79	-1,045.44	7,390,107.35
GRADE CROSSING PROTECTION	152,281,256.35	49,036.89	38,999,371.00	17,273,482.53	174,056,181.71	-4,806.03	174,051,375.68
ALZHEIMER'S AWARENESS	33,980.00	1,221,358.00	0.00	1,249,747.00	5,591.00	0.00	5,591.00
FINANCIAL INSTITUTION	5,270,756.51	8,478,035.21	14,364.10	6,162,198.11	7,600,957.71	0.00	7,600,957.71
GENERAL PROFESSIONS DEDICATED	6,438,150.78	12,987,023.52	2,502,608.86	6,319,860.76	15,607,922.40	-15,561.23	15,592,361.17
ECONOMIC RESEARCH & INFO	27,273.64	0.00	0.00	950.00	26,323.64	0.00	26,323.64
IL DEPT OF AG LAB SERV REVOLV	86,332.55	7,211.22	0.00	0.00	93,543.77	0.00	93,543.77
GROUP HOME LOAN REVOLVING	218,937.61	18,828.49	0.00	6,000.00	231,766.10	0.00	231,766.10
LIVE & LEARN	1,975,066.16	36,949.53	31,332,580.00	21,309,767.60	12,034,828.09	-77,830.35	11,956,997.74
ILLINOIS POLICE BENEVOLENT AND PROTECTIVE ASSOCIATION	0.00	0.00	0.00	0.00	0.00	0.00	0.00
ILLINOIS NURSES FOUNDATION	18,660.00	33,560.00	0.00	31,000.00	21,220.00	0.00	21,220.00
AMERICAN RED CROSS	0.00	0.00	0.00	0.00	0.00	0.00	0.00
SUPREME COURT SPECIAL PURPOSES	14,636,294.41	4,727,992.85	-1,704.00	565,812.50	18,796,770.76	0.00	18,796,770.76
DRIVERS EDUCATION	3,911,378.01	14,816,227.95	0.00	15,437,468.34	3,290,137.62	0.00	3,290,137.62
ILLINOIS SHERIFFS' ASSOCIATION SCHOLARSHIP & TRAINING	8,266.00	5,257.00	0.00	5,000.00	8,523.00	0.00	8,523.00
ILLINOIS STATE POLICE MEMORIAL PARK	118,543.20	436,929.67	0.00	546,374.87	9,098.00	0.00	9,098.00
ACCESS TO JUSTICE	26,723.22	895,558.81	0.00	875,000.00	47,282.03	0.00	47,282.03
IL VETERANS' REHABILITATION	32,852.63	5,625.95	14,283,792.00	13,980,182.48	342,088.10	-93,491.00	248,597.10
ILLINOIS POLICE K-9 MEMORIAL	0.00	0.00	0.00	0.00	0.00	0.00	0.00
STATE BOATING ACT	340,943.71	6,991,314.82	4,975,200.00	11,394,108.16	913,350.37	-100,469.57	812,880.80
STATE PARKS	1,801,460.54	11,206,120.70	-65,605.18	11,424,169.09	1,517,806.97	-91,794.84	1,426,012.13
WILDLIFE & FISH	19,304,970.78	83,335,566.30	0.00	79,120,048.98	23,520,488.10	-302,414.00	23,218,074.10
SALMON	291,927.51	316,816.66	11.00	279,606.28	329,148.89	0.00	329,148.89
MILITARY AFFAIRS TRUST	474,493.88	160,521.64	0.00	288,371.59	346,643.93	-276.29	346,367.64
LOBBYIST REGISTRATION ADMIN	2,954,686.38	1,538,030.00	-6,278.00	1,215,949.91	3,270,488.47	0.00	3,270,488.47
AGRICULTURAL PREMIUM	538,548.29	9,722,814.16	27,371,007.94	34,723,510.41	2,908,859.98	-125,863.06	2,782,996.92
AERONAUTICS	857,286.15	99,505.00	0.00	34,788.72	922,002.43	0.00	922,002.43
FIRE PREVENTION	30,154,174.19	43,250,321.42	4,750,943.00	41,289,244.70	36,866,193.91	-1,113,442.76	35,752,751.15
RURAL/DOWNSSTATE HEALTH ACCESS	388,072.03	123,000.00	-15,178.50	76,115.24	419,778.29	-2,304.00	417,474.29
MENTAL HEALTH	23,412,703.84	26,933,617.64	4,379,299.00	20,164,253.87	34,561,366.61	-400,422.29	34,160,944.32
AMUSEMENT RIDE & PATRON SAFETY	372,103.12	242,570.00	-10,067.00	274,770.25	329,835.87	-120.00	329,715.87
FEDERAL TITLE III SOCIAL SECURITY & EMPLOYMENT SERVICE	102,989,069.86	316,098,713.26	-201,742.32	315,563,992.37	103,322,048.43	-206,504.34	103,115,544.09
STATE PENSIONS	65,043,174.07	1,039.92	212,169,061.49	233,768,148.01	43,445,127.47	-70,240.58	43,374,886.89
FEDERAL UNEMPLOYMENT COMPENSATION SPECIAL ADMINISTRATION	9,940,208.77	13,762,365.69	0.00	7,066,126.99	16,636,447.47	-9,508.32	16,626,939.15
IL STATE PHARMACY DISCIPLINARY	3,590,191.04	2,199,220.09	636,545.02	1,978,537.05	4,447,419.10	0.00	4,447,419.10
PUBLIC UTILITY	5,071,879.43	32,475,454.56	6,987,700.00	32,232,912.65	12,302,121.34	-150,486.45	12,151,634.89
ALZHEIMER'S DISEASE RESEARCH, CARE, and SUPPORT	826,387.14	0.00	203,263.59	241,317.42	788,333.31	0.00	788,333.31
PUBLIC HEALTH SERVICES	26,466,740.74	585,719,542.10	-821,593.05	543,145,967.81	68,218,721.98	-4,974,356.78	63,244,365.20
U. S. ENVIRONMENTAL PROTECTION	9,453,004.54	37,272,112.54	21,744.25	28,833,128.32	17,913,733.01	-41,010.04	17,872,722.97
RADIATION PROTECTION	7,273,308.97	7,856,604.72	1,310,526.51	8,137,511.45	8,302,928.75	-14,874.44	8,288,054.31
HOSPITAL LICENSURE FUND	3,707,073.42	1,567,657.46	3,001,774.01	918,169.53	7,358,335.36	0.00	7,358,335.36
NATURAL HERITAGE ENDOW TR	426,508.68	692.18	693.74	0.00	427,894.60	0.00	427,894.60
ICCB RESEARCH AND TECHNOLOGY FUND	0.00	0.00	0.00	0.00	0.00	0.00	0.00
UNDERGROUND STORAGE TANK	49,606,988.13	68,109,293.97	64,166,806.76	36,329,956.53	145,553,132.33	-808,138.56	144,744,993.77

FUND	Prev Year Cash Bal	FY22 Receipts	FY22 Transfers	FY22 Disbursements	Ending Cash Balance	Warrants Outstanding	Available Balance
SPECIAL OLYMPICS IL & SPECIAL CHILDREN'S CHARITIES FUND	1,485,206.77	1,001,193.08	0.00	1,986,387.88	500,011.97	-13,612.12	486,399.85
EPA SPEC STATE PROJ TRUST	1,834,293.62	754,317.16	-500.00	777,233.16	1,810,877.62	-1,139.00	1,809,738.62
COMPASSIONATE USE OF MEDICAL CANNABIS	46,884,134.61	32,526,918.88	5,608,324.24	8,688,950.48	76,330,427.25	-487.50	76,329,939.75
ILLINOIS NATIONAL GUARD BILLETING FUND	228,169.61	409,113.74	0.00	332,739.44	304,543.91	-1,399.06	303,144.85
MINES & MINERALS UIC	172,465.05	553,970.00	0.00	49,870.69	676,564.36	0.00	676,564.36
SOLID WASTE MANAGEMENT	11,732,145.97	23,665,697.40	2,956,018.00	13,862,947.33	24,490,914.04	-3,537.55	24,487,376.49
VOCATIONAL REHABILITATION	19,450,853.61	146,577,709.76	11,168.53	136,892,619.67	29,147,112.23	-839,036.67	28,308,075.56
DISTANCE LEARNING FUND	184,047.60	126,750.00	100,000.00	83,232.63	327,564.97	0.00	327,564.97
VIOLENT CRIME WITNESS PROTECTION PROGRAM FUND	0.00	0.00	0.00	0.00	0.00	0.00	0.00
COUNTY WATER COMMISSION TAX	66.16	0.00	0.00	0.00	66.16	0.00	66.16
IL GAMING LAW ENFORCEMENT	684,270.88	1,692,748.51	-881.00	1,562,745.01	813,393.38	0.00	813,393.38
FOREST RESERVE	469,040.12	216,885.97	0.00	324,134.92	361,791.17	-199,138.92	162,652.25
NON-HOME RULE MUNICIPAL ROT	38,763,842.63	211,442,364.69	0.00	205,318,766.55	44,887,440.77	0.00	44,887,440.77
SUBTITLE D MANAGEMENT	3,047,836.07	2,552,645.15	1,992,807.00	2,031,522.84	5,561,765.38	0.00	5,561,765.38
SPECIAL FEDERAL GRANT PROJECT	0.00	0.00	0.00	0.00	0.00	0.00	0.00
CLEAN AIR ACT PERMIT FUND	9,584,860.17	10,973,404.26	3,396.00	12,627,162.20	7,934,498.23	-454.36	7,934,043.87
FEDERAL CONGRESS TEACHR SCHL	320.00	240.00	0.00	530.00	30.00	0.00	30.00
IL STATE MEDICAL DISCIPLINARY	26,943,661.27	4,345,406.31	25,045,554.48	4,345,652.05	51,988,970.01	-2,281.32	51,986,688.69
FEDERAL/STATE/LOCAL AIRPORT	2,197,877.83	96,371,292.73	0.00	97,827,159.87	742,010.69	-161,746.88	580,263.81
CEMETERY CONSUMER PROTECTION	67,855.40	65,544.84	0.00	20,617.71	112,782.53	0.00	112,782.53
HOME RULE MUNI SOFT DRINK ROT	1,844,874.64	10,474,007.11	0.00	10,115,480.86	2,203,400.89	0.00	2,203,400.89
DUQUOIN ST FAIR HARNESS RACING	0.00	0.00	0.00	0.00	0.00	0.00	0.00
ASSISTANCE TO THE HOMELESS	1,196,143.19	15,248.27	313,448.05	208,964.03	1,315,875.48	-90.97	1,315,784.51
GENERAL OBLIGATION BR&I	1,278,281,861.55	828,998,721.68	4,514,267,242.55	5,100,591,406.19	1,520,956,419.59	0.00	1,520,956,419.59
IL VETERANS' HOMES	2,772.00	121,780.34	0.00	0.00	124,552.34	0.00	124,552.34
STATE TREASURER'S ADMINISTRATIVE FUND	7,785,746.76	13,216,927.36	-1,567.00	13,026,308.40	7,974,798.72	-20,059.69	7,954,739.03
STROKE DATA COLLECTION FUND	94,573.40	64,758.00	150,000.00	750.00	308,581.40	0.00	308,581.40
ACCESSIBLE ELECTRONIC INFO SER	2,368.40	0.00	0.00	0.00	2,368.40	0.00	2,368.40
GENERAL OBLIGATION BOND REBATE	0.00	0.00	0.00	0.00	0.00	0.00	0.00
CDLIS/AAMVANET/NMVTIS TRUST FUND	5,689,215.04	6,448,358.00	-5,874.80	4,273,558.41	7,858,139.83	0.00	7,858,139.83
DEVELOPMENTAL DISABILITIES AWARENESS FUND	0.00	0.00	0.00	0.00	0.00	0.00	0.00
COMPTROLLER'S AUDIT EXP REV	6,562.24	0.00	0.00	0.00	6,562.24	0.00	6,562.24
COMMUNITY HEALTH CENTER CARE	548,846.18	77,283.76	0.00	0.00	626,129.94	0.00	626,129.94
SAFE BOTTLED WATER	67,255.36	33,900.00	150,000.00	46,095.26	205,060.10	0.00	205,060.10
FACILITY LICENSING	2,408,275.19	2,065,961.26	1,416,190.89	2,805,101.32	3,085,326.02	-1,942.96	3,083,383.06
FORECLOSURE PREVENTION PROGRAM GRADUATED	588,208.92	64,161.39	0.00	66,405.00	585,965.31	0.00	585,965.31
HOME SERVICES MEDICAID TRUST	27,295,196.40	234,360,743.32	0.00	252,969,870.06	8,686,069.66	-916,193.23	7,769,876.43
ESTATE TAX REFUND	24,180,607.60	38,508,891.38	-2,143.00	12,929,116.21	49,758,239.77	-526,726.00	49,231,513.77
WORKERS' COMP BENEFIT TRUST	0.00	0.00	0.00	0.00	0.00	0.00	0.00
MUNICIPAL WIRELESS SERVICE EMERGENCY	1,398,886.27	4,502,244.87	0.00	4,501,404.77	1,399,726.37	0.00	1,399,726.37
GUIDE DOGS OF AMERICA FUND	210.00	0.00	0.00	0.00	210.00	0.00	210.00
IL UNDERGROUND UTL FAC DAMAGE	587,019.70	174,150.50	0.00	692,285.20	68,885.00	0.00	68,885.00
YOUTH ALCOHOL&SUBSTANCE ABUSE	355,239.17	0.00	1,057,738.00	1,132,260.00	280,717.17	0.00	280,717.17
STATE GAMING	29,343,204.65	353,543,216.49	-219,874,929.00	140,624,576.03	22,386,916.11	-1,021,323.35	21,365,592.76
SCHOOL DIST EMERG FINANC ASST	1,002,277.92	0.00	0.00	0.00	1,002,277.92	0.00	1,002,277.92
COUNCIL ON DEV DISABILITIES	182,988.11	2,829,179.10	0.00	2,829,345.54	182,821.67	-130,971.50	51,850.17
SPEC SRVCS FOR SURVIVORS OF HUMAN TRAFFICKING	11,517.90	4,670.10	0.00	0.00	16,188.00	0.00	16,188.00
HEARTSAVER AED	2,785.19	0.00	0.00	0.00	2,785.19	0.00	2,785.19
UNIVERSITY OF IL HOSPITAL SERV	6,339,637.07	179,418,249.86	44,988,682.00	220,051,604.84	10,694,964.09	-167.37	10,694,796.72
PLUGGING & RESTORATION	3,670,421.33	2,130,863.55	-1,500,000.00	1,731,333.07	2,569,951.81	-109,770.00	2,460,181.81
HOME RULE MUNICIPAL ROT	162,771,699.68	1,406,166,394.20	0.00	1,356,798,592.00	212,139,501.88	0.00	212,139,501.88
HOME RULE COUNTY ROT	98,275,413.97	1,059,554,518.89	0.00	1,014,926,264.60	142,903,668.26	0.00	142,903,668.26
CAPITAL DEVELOPMENT	549,719,404.31	261,338,624.78	86,631.23	430,190,885.86	380,953,774.46	-8,102,516.50	372,851,257.96
COMMUNITY DEVELOPMENTAL DISABILITY SERVICES MEDICAID TRUST	6,547,245.45	60,039,032.10	0.00	33,274,334.24	33,311,943.31	-1,055.46	33,310,887.85

FUND	Prev Year Cash Bal	FY22 Receipts	FY22 Transfers	FY22 Disbursements	Ending Cash Balance	Warrants Outstanding	Available Balance
SCHOOL CONSTRUCTION	6,098,826.92	29,726.50	0.00	3,892,059.36	2,236,494.06	0.00	2,236,494.06
STATE BOARD OF EDUCATION SPECIAL PURPOSE TRUST	10,914,845.90	10,969,257.79	89,119.72	6,003,314.86	15,969,908.55	-2,255.91	15,967,652.64
EXPLOSIVES REGULATORY	101,736.48	140,505.06	201,633.93	180,768.01	263,107.46	0.00	263,107.46
AGGREGATE OPERATION REGULATORY	200,141.81	233,467.33	15.00	336,525.94	97,098.20	-90.00	97,008.20
COAL MINING REGULATORY	559,135.23	395,824.48	0.00	83,160.31	871,799.40	-1,201.71	870,597.69
MENTAL HEALTH REPORTING	9,246,818.44	2,078,643.44	13,022.73	4,134,180.89	7,204,303.72	-376.88	7,203,926.84
CAPITOL RESTORATION TRUST	1,112.76	0.00	0.00	0.00	1,112.76	0.00	1,112.76
RENTAL HOUSING SUPPORT PROGRAM	16,581,244.20	16,602,183.00	1,000,009.00	16,275,555.00	17,907,881.20	0.00	17,907,881.20
REG CPA ADMIN & DISCIPLINARY	1,525,460.73	4,376,241.27	3,428,809.47	612,072.38	8,718,439.09	0.00	8,718,439.09
STATE CRIME LABORATORY	13,161,616.81	8,584,029.79	674,858.98	10,393,638.23	12,026,867.35	-13,603.97	12,013,263.38
AGRICHEMICAL INCIDENT RESPONSE	3,475.14	5.50	0.00	0.00	3,480.64	0.00	3,480.64
EPA COURT ORDERED TRUST	6,616.06	26.25	0.00	0.00	6,642.31	0.00	6,642.31
GEN ASSEMBLY COMPUTER EQUIP	85,779.27	2.00	0.00	5,884.15	79,897.12	0.00	79,897.12
MOTOR VEHICLE THEFT PREVENTN AND INS VERIFICATION TRUST FUND	23,610,707.49	7,245,253.81	-8,773.00	8,955,245.55	21,891,942.75	0.00	21,891,942.75
PUBLIC-PRIVATE PARTNERSHIPS FOR TRANSPORTATION	0.00	0.00	0.00	0.00	0.00	0.00	0.00
SEXUAL ASSAULT SERVICES & PREVENTION	721,452.04	997,406.85	0.00	600,000.00	1,118,858.89	0.00	1,118,858.89
SBE TEACHER CERTIFICATION INST	879,762.96	697,549.00	0.00	744,981.56	832,330.40	-1,907.96	830,422.44
BUSINESS DISTRICT RETAILERS' OCCUPATION TAX	9,672,657.48	48,906,266.95	0.00	47,275,799.52	11,303,124.91	-8,772.45	11,294,352.46
HIGH SCHOOL EQUIVALENCY TESTING FUND	99,593.58	51,225.00	0.00	49,298.78	101,519.80	-20.36	101,499.44
ILLINOIS HIGHER EDUCATION SAVINGS PROGRAM FUND	0.00	0.00	0.00	0.00	0.00	0.00	0.00
WEIGHTS & MEASURES	361,234.08	4,584,303.48	-20,188.00	4,767,245.01	158,104.55	-419.51	157,685.04
KOREAN WAR MEMORIAL CONSTRUCTION	1,068.00	74.00	0.00	0.00	1,142.00	0.00	1,142.00
RONALD MCDONALD HOUSE CHARITIES FUND	0.00	0.00	143,892.80	0.00	143,892.80	0.00	143,892.80
STATE POLICE MERIT BOARD PUBLIC SAFETY	2,009,027.89	2,187,508.39	504,084.83	1,282,134.05	3,418,487.06	-12,588.08	3,405,898.98
DIV OF CORPORATIONS REGISTERED LIMITED LIABILITY PARTNERSHIP	1,121,763.46	592,335.00	-516,543.00	152,847.86	1,044,707.60	0.00	1,044,707.60
ILLINOIS INDEPENDENT TAX TRIBUNAL	194,936.36	56,500.00	0.00	217,596.00	33,840.36	-24.00	33,816.36
CDB SPECIAL PROJECTS FUND	1,311,161.07	809,359.52	-109,551.91	1,367,016.16	643,952.52	0.00	643,952.52
MECHANICS TRAINING FUND	0.00	0.00	0.00	0.00	0.00	0.00	0.00
CHILDHOOD CANCER RESEARCH	70,702.27	0.00	0.00	0.00	70,702.27	0.00	70,702.27
EMERGENCY PLANNING & TRAINING	64,370.55	22,375.00	0.00	0.00	86,745.55	0.00	86,745.55
IL SCHOOL ASBESTOS ABATEMENT	126,098.15	459,962.29	-5,156.00	367,556.77	213,347.67	0.00	213,347.67
SECRETARY OF STATE FED PROJ	74,681.42	57,174.99	0.00	55,162.69	76,693.72	0.00	76,693.72
CHIP BOARD PAYROLL TRUST	18,839.14	359,308.15	0.00	377,733.18	414.11	0.00	414.11
CHILDREN'S WELLNESS CHARITIES	36,232.28	0.00	0.00	0.00	36,232.28	0.00	36,232.28
INJURED WORKERS' BENEFIT	1,749,529.77	1,066,015.83	0.00	1,733,662.78	1,081,882.82	-1,000.00	1,080,882.82
FOLDS OF HONOR FOUNDATION FUND	0.00	0.00	0.00	0.00	0.00	0.00	0.00
HOUSING FOR FAMILIES	44,932.57	0.00	0.00	0.00	44,932.57	0.00	44,932.57
DRIVER SERVICES ADMINISTRATION	5,993,079.53	2,908,032.00	-1,920.00	1,522,714.88	7,376,476.65	0.00	7,376,476.65
POST-TRAUMATIC STRESS DISORDER AWARENESS FUND	160.00	170.00	0.00	0.00	330.00	0.00	330.00
ICJIA VIOLENCE PREVENTION	595,352.23	251,500.00	-742.00	311,708.73	534,401.50	-500.00	533,901.50
SECRETARY OF STATE SPEC LIC PL	2,850,284.16	3,290,234.63	-13,019.67	3,457,997.11	2,669,502.01	0.00	2,669,502.01
STATE AND LOCAL SALES TX REFRM	217,853,402.59	551,542,104.31	-493,695,759.78	127,806,088.37	147,893,658.75	0.00	147,893,658.75
RTA OCCUP&USE TAX REPLACEMENT	0.00	0.00	63,121,804.00	63,121,804.00	0.00	0.00	0.00
COUNTY & MASS TRANSIT DISTRICT	90,519,007.09	488,273,067.69	-175,989,281.78	297,847,816.55	104,954,976.45	0.00	104,954,976.45
LOCAL GOVERNMENT TAX	376,839,788.50	2,389,592,372.10	0.00	2,328,705,746.84	437,726,413.76	-518,776.10	437,207,637.66
COUNTY OPTION MOTOR FUEL TAX	8,391,423.48	73,189,238.32	0.00	67,458,321.68	14,122,340.12	-879,439.16	13,242,900.96
INDOOR RADON MITIGATION	67,987.42	544,638.45	0.00	558,472.50	54,153.37	-44,015.12	10,138.25
PROFESSIONAL REGUL EVIDENCE	305.87	0.00	0.00	0.00	305.87	0.00	305.87
LOC GOVT HEALTH INSURANCE RES	6,977,781.84	33,075,131.79	-6,718.00	36,107,746.36	3,938,449.27	-21,789.61	3,916,659.66
ILLINOIS STATE MUSEUM	87,920.86	0.00	0.00	34,611.78	53,309.08	0.00	53,309.08
ILLINOIS PUBLIC TREASURER INVESTMENT POOL ADMINISTRATIVETRUST FUND	3,927,970.57	8,462,883.76	-142,200.00	5,657,361.34	6,591,292.99	-8,468.87	6,582,824.12
GEN ASSEMBLY OPERATIONS REV	318,072.13	4,832.35	148,050.00	448,065.00	22,889.48	0.00	22,889.48

FUND	Prev Year Cash Bal	FY22 Receipts	FY22 Transfers	FY22 Disbursements	Ending Cash Balance	Warrants Outstanding	Available Balance
EPILEPSY TREATMENT & EDUCATION GRANTS-IN-AID	26,356.50	0.00	0.00	0.00	26,356.50	0.00	26,356.50
DIABETES RESEARCH CHECKOFF	411,227.33	1,212.01	7,831.32	31,250.00	389,020.66	0.00	389,020.66
ILLINOIS FISHERIES MANAGEMENT	2,103,047.41	1,515,416.15	0.00	1,838,415.20	1,780,048.36	-59,472.30	1,720,576.06
DIRECT DEPOSIT ADMINISTRATION	375,719.54	6,664,713.92	0.00	6,084,038.27	956,395.19	-956,395.19	0.00
FLEXIBLE SPENDING ACCOUNT	9,722,950.14	33,231,768.48	-5,920.00	36,502,113.98	6,446,684.64	-814.24	6,445,870.40
TCHR HEALTH INSURANCE SECURITY	34,229,870.27	389,874,262.46	-71,420.00	391,132,883.46	32,899,829.27	-956,476.19	31,943,353.08
SOCIAL SECURITY ADMINISTRATION	5,373,813.09	1,964,724.38	-4,302,111.10	769,864.20	2,266,562.17	-22,173.38	2,244,388.79
IL FARMER & AGRI-BUSINESS LN	8,411,651.51	28,140.39	0.00	0.00	8,439,791.90	0.00	8,439,791.90
HELP ILLINOIS VOTE	23,345,065.66	2,212,200.84	0.00	4,864,404.06	20,692,862.44	-812,862.36	19,880,000.08
POLLUTION CONTROL BOARD ST TR	720,271.78	450,229.60	0.00	607,475.90	563,025.48	0.00	563,025.48
CAROLYN ADAMS TICKET FOR THE CURE GRANT	3,701,620.64	891,809.07	0.00	369,411.51	4,224,018.20	-33,179.52	4,190,838.68
STATE POLICE FIREARM SERVICES	8,707,098.88	15,383,665.48	4,955,565.05	19,553,209.65	9,493,119.76	-109,722.70	9,383,397.06
ELECTRONIC NOTARIZATION FUND	0.00	0.00	0.00	0.00	0.00	0.00	0.00
DHS TECHNOLOGY INITIATIVE	8,138,795.41	8,336,084.81	-4,649.20	8,322,642.68	8,147,588.34	0.00	8,147,588.34
FEDERAL FINANCING COST REIMB	7,607.00	0.00	230,885.00	224,337.00	14,155.00	0.00	14,155.00
RESPONSE CONTRACTORS INDEMNIF	0.00	0.00	0.00	0.00	0.00	0.00	0.00
BROWNFIELDS REDEVELOPMENT	1,968,016.18	235,701.63	3.00	164,527.39	2,039,193.42	0.00	2,039,193.42
CAPITAL DEVELOP BRD REVOLVING	15,540,303.48	11,792,923.60	-6,007.00	5,335,353.78	21,991,866.30	-341,375.23	21,650,491.07
ILLINOIS HEALTH CARE WORKERS BENEFIT FUND	0.00	0.00	0.00	0.00	0.00	0.00	0.00
STANDARD BRED PURSE FUND	428,762.64	847,202.52	0.00	1,100,295.00	175,670.16	0.00	175,670.16
PROFESSIONS INDIRECT COST	22,699,435.67	626,874.10	12,987,469.26	29,719,157.39	6,594,621.64	-3,978.94	6,590,642.70
COUNTY PUBLIC SAFETY ROT	31,492,749.02	159,275,303.74	0.00	158,990,885.95	31,777,166.81	0.00	31,777,166.81
DCFS CHILDREN'S SERVICES	207,212,258.45	385,841,051.44	-718,500.00	261,819,011.12	330,515,798.77	-1,730,653.25	328,785,145.52
GENERAL ASSEMBLY TECHNOLOGY FUND	0.00	0.00	0.00	0.00	0.00	0.00	0.00
CHICAGO STATE UNIVERSITY EDUCATION IMPROVEMENT	156,539.29	4,965.28	2,995,252.00	2,746,045.84	410,710.73	0.00	410,710.73
ASBESTOS ABATEMENT	6,488.09	0.00	0.00	0.00	6,488.09	0.00	6,488.09
IL SPORTS FACILITIES	24,155,158.79	76,158,000.00	-24,155,158.79	67,300,000.00	8,858,000.00	0.00	8,858,000.00
LEAD SERVICE LINE REPLACEMENT FUND	0.00	0.00	0.00	0.00	0.00	0.00	0.00
AUTISM RESEARCH CHECKOFF FUND	4,255.39	13.43	0.00	0.00	4,268.82	0.00	4,268.82
SPORTS FACILITIES TAX	2,893,792.54	34,243,846.53	0.00	29,944,615.76	7,193,023.31	0.00	7,193,023.31
SUPREME COURT SPEC STATE PROJ	109,896.03	316,180.00	0.00	168,238.75	257,837.28	-5,724.00	252,113.28
OIL AND GAS RESOURCE MANAGEMENT FUND	8,901.16	0.00	0.00	0.00	8,901.16	0.00	8,901.16
PEMBROKE TOWNSHIP NATURAL GASS INVESTMENT PILOT PROGRAM FUND	0.00	0.00	0.00	0.00	0.00	0.00	0.00
STUDENT INVESTMENT ACCOUNT ADMINISTRATIVE FUND	0.00	0.00	0.00	0.00	0.00	0.00	0.00
ILLINOIS VETERANS ASSISTANCE FUND	2,528,948.52	1,487,088.43	0.00	901,635.73	3,114,401.22	-99,989.64	3,014,411.58
MEDICAID FRAUD&ABUSE PREVENT	34,798.89	0.00	0.00	45.00	34,753.89	0.00	34,753.89
IL HEALTH FACILITIES PLANNING	2,116,460.11	1,975,857.81	989,196.00	1,672,817.35	3,408,696.57	-4,777.50	3,403,919.07
TRAINING IN THE BUILDING TRADES FUND	0.00	0.00	0.00	0.00	0.00	0.00	0.00
EMERGENCY PUBLIC HEALTH	2,709,753.78	3,939,210.22	482,050.00	2,952,521.95	4,178,492.05	-206,670.72	3,971,821.33
TOMA CONSUMER PROTECTION	126,022.63	422.71	0.00	0.00	126,445.34	0.00	126,445.34
ISAC ACCOUNTS RECEIVABLE	16,719.59	28,543.62	-91.09	0.00	45,172.12	0.00	45,172.12
CREDIT UNION	2,916,194.80	3,618,838.50	-946,645.34	3,098,795.77	2,489,592.19	-18,300.92	2,471,291.27
RESIDENTIAL FINANCE REGULATORY FUND	3,713,526.02	9,147,575.68	1,003,004.71	3,669,234.71	10,194,871.70	0.00	10,194,871.70
FAIR & EXPOSITION	73,747.44	0.00	7,479,437.31	900,000.00	6,653,184.75	0.00	6,653,184.75
STATE POLICE VEHICLE	11,368,916.55	9,432,069.70	1,097,990.37	9,242,158.04	12,656,818.58	-141,788.00	12,515,030.58
WATER WORKFORCE DEVELOPMENT FUND	0.00	0.00	0.00	0.00	0.00	0.00	0.00
SOUTH SUBURBAN AIRPORT IMPROVEMENT	0.00	0.00	0.00	0.00	0.00	0.00	0.00
WATER AND SEWER LOW-INCOME ASSISTANCE FUND	0.00	0.00	0.00	0.00	0.00	0.00	0.00
DEPT OF LABOR SPEC STATE TRUST	1,956,865.37	2,261,716.75	1,293.61	2,511,575.74	1,708,299.99	-205,138.06	1,503,161.93
BLUE WATER DITCH FLOOD CONTROL	0.00	0.00	0.00	0.00	0.00	0.00	0.00
ILLINOIS SECURE CHOICE ADMINISTRATIVE FUND	27,055.70	35,695.40	0.00	0.00	62,751.10	0.00	62,751.10
DEPT OF LABOR FEDERAL INDIRECT COST FUND	99,820.27	54,423.89	0.00	120,743.89	33,500.27	0.00	33,500.27
PUBLIC HEALTH WATER PERMIT	95,230.07	59,455.50	150,000.00	21,200.31	283,485.26	-10,920.00	272,565.26
AML RECLAMATION SET ASIDE	66,432,893.88	3,126,422.83	0.00	9,560.00	69,549,756.71	0.00	69,549,756.71

FUND	Prev Year Cash Bal	FY22 Receipts	FY22 Transfers	FY22 Disbursements	Ending Cash Balance	Warrants Outstanding	Available Balance
NURSING DEDICATED & PROFESSNL	14,994,771.88	1,994,712.55	11,483,801.28	2,864,113.31	25,609,172.40	-57,061.50	25,552,110.90
OPTOMETRIC LICENSING & DISCIPLINARY BOARD	1,239,451.47	1,002,125.28	307,768.25	268,173.94	2,281,171.06	0.00	2,281,171.06
FISH & WILDLIFE ENDOWMENT	2,775,847.52	280,764.97	0.00	0.00	3,056,612.49	0.00	3,056,612.49
UNDERGROUND RESOURCE CONSERV	1,313,031.66	657,015.26	1,500,000.00	1,271,198.11	2,198,848.81	0.00	2,198,848.81
MANDATORY ARBITRATION	25,674,976.08	3,213,113.25	216,936.87	3,924,837.05	25,180,189.15	-38,295.03	25,141,894.12
PRIVATE VEHICLE USE HOME RULE FUND	5,161,502.49	17,244,999.76	0.00	16,164,956.11	6,241,546.14	0.00	6,241,546.14
DEPARTMENT OF JUVENILE JUSTICE REIMBURSEMENT AND EDUCATION FUND	0.00	0.00	0.00	0.00	0.00	0.00	0.00
STATE RAIL FREIGHT LOAN REPAY	4,818,742.62	377,546.55	6,279,634.93	0.00	11,475,924.10	0.00	11,475,924.10
DIVISION OF REAL ESTATE GENERAL FUND	0.00	0.00	0.00	0.00	0.00	0.00	0.00
100 CLUB OF ILLINOIS FUND	0.00	0.00	0.00	0.00	0.00	0.00	0.00
SUPREME COURT FEDERAL PROJECTS	12,466.66	1,073,211.76	0.00	960,298.42	125,380.00	-121,220.00	4,160.00
WATER REVOLVING	236,975,699.01	678,181,093.02	-21,931.25	506,210,774.60	408,924,086.18	-3,226,997.19	405,697,088.99
IL RACING BOARD CHARITY	37,417.92	1,470,000.01	0.00	750,000.00	757,417.93	0.00	757,417.93
LASALLE VETERANS HOME	7,025,387.18	6,768,981.38	250,325.15	4,081,652.44	9,963,041.27	-27,450.43	9,935,590.84
ANNA VETERANS HOME	2,852,195.78	2,437,475.05	250,000.00	2,314,554.96	3,225,115.87	-1,455.39	3,223,660.48
DRUNK&DRUGGED DRIVING PREVENT	631,644.72	1,350,830.00	-5,000.00	1,214,625.68	762,849.04	-10,187.50	752,661.54
POLLUTION CONTROL BOARD	33,283.40	450.00	0.00	3.16	33,730.24	0.00	33,730.24
INCOME TAX REFUND	373,919,546.07	4,576,939,349.69	759,970,531.78	2,918,318,762.48	2,792,510,665.06	-156,615,361.59	2,635,895,303.47
METHAMPHETAMINE LAW ENFORCEMENT FUND	373,051.01	28,291.75	0.00	0.00	401,342.76	0.00	401,342.76
HOSPITAL BASIC SERVICES PRESERVATION FUND	274,999.98	183,333.32	0.00	0.00	458,333.30	0.00	458,333.30
LONG TERM CARE MONITOR/RECEIVE	2,700,605.03	24,302,098.33	7,843,704.96	23,956,326.27	10,890,082.05	-13,837.04	10,876,245.01
IL AFFORDABLE HOUSING TRUST	42,984,769.27	79,821,674.29	595,849,697.04	533,846,561.89	184,809,578.71	-12,364.43	184,797,214.28
HOME CARE SERVICES AGENCY LICENSURE FUND	926,344.69	1,655,275.00	-2,824.00	1,636,902.07	941,893.62	-379.17	941,514.45
COMMUNITY WATER SUPPLY LABORATORY	757,530.88	798,267.84	-3,997.00	606,897.08	944,904.64	-12,340.92	932,563.72
MOTOR FUEL & PETROLEUM STRDS	133,801.80	1,700.00	0.00	35,723.13	99,778.67	0.00	99,778.67
FERTILIZER CONTROL	1,571,853.81	1,841,795.69	-7,694.00	1,450,700.38	1,955,255.12	-530.00	1,954,725.12
REGULATORY	197,867.79	80,646.23	100,315.94	55,435.91	323,394.05	-217.65	323,176.40
SECURITIES INVESTORS EDUCATION	3,089,125.03	0.00	-1,500,500.00	179,262.61	1,409,362.42	0.00	1,409,362.42
STATE FURBEARER	704,953.39	75,308.92	20,814.12	7,887.71	793,188.72	0.00	793,188.72
USED TIRE MANAGEMENT	5,725,285.47	15,141,184.44	-5,259,162.07	7,572,690.78	8,034,617.06	-429,194.10	7,605,422.96
SECRETARY OF STATE INTERAGENCY	215,980.71	0.00	0.00	14,203.40	201,777.31	0.00	201,777.31
IL EXECUTIVE MANSION TRUST	69,905.27	0.00	0.00	0.00	69,905.27	0.00	69,905.27
GUARDIANSHIP & ADVOCACY	2,271,133.80	1,671,592.16	0.00	2,157,299.74	1,785,426.22	-514.49	1,784,911.73
NATURAL AREAS ACQUISITION	18,984,998.73	18,422,853.21	1,953,500.00	14,598,470.14	24,762,881.80	-78,759.36	24,684,122.44
OPEN SPACE LANDS ACQUIS&DEVEL	65,423,194.12	42,755,061.58	57,927,120.00	8,826,499.63	157,278,876.07	-115,800.00	157,163,076.07
WORKING CAPITAL REVOLVING	344,422.61	14,489,443.15	3,626.00	6,617,076.76	8,220,415.00	-100.87	8,220,314.13
STATE GARAGE REVOLVING	4,933,128.58	83,471,475.21	-375,388.00	52,128,270.29	35,900,945.50	-174,441.85	35,726,503.65
TECHNOLOGY MANAGEMENT REVOLVING FUND	33,675,174.70	529,783,086.27	36,473,418.43	562,399,489.40	37,532,190.00	-1,087,875.62	36,444,314.38
PAPER & PRINTING REVOLVING	0.00	0.00	0.00	0.00	0.00	0.00	0.00
AIR TRANSPORTATION REVOLVING	804,645.79	8,258.48	0.00	22,255.05	790,649.22	0.00	790,649.22
TAX RECOVERY	1,981,285.56	1,450,877.70	0.00	1,477,466.03	1,954,697.23	-622.00	1,954,075.23
ILLINOIS PRODUCTION WORKFORCE FUND	0.00	0.00	0.00	0.00	0.00	0.00	0.00
FACILITIES MANAGEMENT REVOLV	18,641,039.60	278,311,960.95	-185,230.00	237,760,589.29	59,007,181.26	-1,466,873.31	57,540,307.95
PROFESSIONAL SERVICES	19,329,678.92	97,694.95	64,276,214.59	40,742,669.18	42,960,919.28	-11,571.41	42,949,347.87
ICJIA VIOLENCE PREVENTION SPECIAL PROJECTS FUND	336,399.85	0.00	-5,119.00	118,222.45	213,058.40	-526.05	212,532.35
PENSION STABILIZATION FUND	0.00	300,000,000.00	0.00	300,000,000.00	0.00	0.00	0.00
SOUTH SUBURBAN BROWNFIELDS REDEVELOPMENT	0.00	0.00	0.00	0.00	0.00	0.00	0.00
FAMILY RESPONSIBILITY	345,737.57	169,668.90	0.00	157,630.00	357,776.47	0.00	357,776.47
MOTOR VEHICLE REVIEW BOARD	58,742.94	244,080.00	-1,500.00	60,028.84	241,294.10	0.00	241,294.10
STATE CORONAVIRUS URGENT REMEDIATION EMERGENCY FUND (STATE CURE)	404,809,872.33	8,499,598,982.75	-1,852,075,876.87	3,764,378,045.14	3,287,954,933.07	-20,449,389.88	3,267,505,543.19
LOCAL CORONAVIRUS URGENT REMEDIATION EMERGENCY FUND (LOCAL CURE)	29,858,705.91	371,176,895.50	0.00	390,802,035.42	10,233,565.99	-22,242.84	10,211,323.15
AFRICAN-AMERICAN HIV/AIDS RESPONSE FUND	265.22	5,000,000.00	0.00	240,458.28	4,759,806.94	0.00	4,759,806.94
TATTOO AND BODY PIERCING ESTABLISHMENT REGISTRATION	625,083.14	620,795.77	499,276.00	331,813.07	1,413,341.84	-70,725.00	1,342,616.84
COUNTY PROVIDER TRUST	17,046,733.29	3,132,683,383.85	0.00	3,141,493,256.31	8,236,860.83	-28,772.75	8,208,088.08

FUND	Prev Year Cash Bal	FY22 Receipts	FY22 Transfers	FY22 Disbursements	Ending Cash Balance	Warrants Outstanding	Available Balance
TREASURER'S RENTAL FEE	48,019.30	353.70	0.00	0.00	48,373.00	0.00	48,373.00
WORKERS' COMPENSATION REVOLVING	39,842,869.54	2,073,966.57	127,585,650.00	107,703,752.36	61,798,733.75	0.00	61,798,733.75
FEDERAL SUPPORT AGREEMENT REV	2,149,436.66	25,802,266.32	0.00	24,490,949.92	3,460,753.06	-27,665.36	3,433,087.70
AMBULANCE REVOLVING LOAN FUND	241.57	430,488.09	0.00	420,546.88	10,182.78	-10,176.21	6.57
CRIMINAL JUSTICE INFORMATION PROJECTS	46,902,834.72	1,398,040.02	64,077,561.91	27,524,999.33	84,853,437.32	-414,203.24	84,439,234.08
ENVIRONMENTAL LAB CERTIFICAT	236,512.29	420,284.68	-1,100.00	402,266.28	253,430.69	0.00	253,430.69
MPEA TRUST	92,527.66	137,776,783.07	0.00	91,511,002.35	46,358,308.38	0.00	46,358,308.38
FEDERAL HOME INVESTMENT TRUST	5,263.00	0.00	0.00	0.00	5,263.00	-5,263.00	0.00
IL COMM COLL BRD CONTRCT & GRT	236,957.50	16,017,248.90	-4,062.31	11,115,307.60	5,134,836.49	-20.36	5,134,816.13
PUBLIC HEALTH LAB SERVS REV	2,096,384.89	2,144,746.03	-4,470.59	3,011,512.83	1,225,147.50	-1,694.56	1,223,452.94
PROVIDER INQUIRY TRUST	2,443.19	197,749.13	0.00	0.00	200,192.32	0.00	200,192.32
AUDIT EXPENSE	37,453,410.16	2,257,638.00	27,092,598.00	25,631,221.15	41,172,425.01	-324,206.04	40,848,218.97
FEDERAL NATNL COMM SERVICES	0.30	0.00	333,289.00	0.00	333,289.30	0.00	333,289.30
CARE PROV FOR PERSONS WITH DD	19,282,670.80	35,180,391.52	-14,478.00	36,047,935.69	18,400,648.63	0.00	18,400,648.63
LONG TERM CARE PROVIDER	27,767,352.47	352,122,475.11	9,981,734.00	354,524,919.24	35,346,642.34	-423,891.55	34,922,750.79
HOSPITAL PROVIDER	289,817,218.62	4,619,147,759.99	-776,644,469.09	3,857,452,567.90	274,867,941.62	-60,375.37	274,807,566.25
EMPLOYMENT & TRAINING	39,039,971.78	1,476,218,312.56	-80,484.95	1,417,863,919.12	97,313,880.27	-7,346,549.67	89,967,330.60
ELECTIONS SPECIAL PROJECTS	0.00	0.00	0.00	0.00	0.00	0.00	0.00
ICCB FEDERAL TRUST	1,160,106.33	202,972.87	0.00	268,248.01	1,094,831.19	-160.72	1,094,670.47
FREEDOM SCHOOLS	0.00	17,000,000.00	0.00	0.00	17,000,000.00	0.00	17,000,000.00
STATE PHEASANT	4,257,695.79	373,107.40	140,847.25	82,826.59	4,688,823.85	0.00	4,688,823.85
LOAN GUARANTEE ADMINISTRATIVE TRUST FUND	0.00	0.00	0.00	0.00	0.00	0.00	0.00
SPECIAL ED MEDICAID MATCHING	14,730,474.43	146,371,175.00	-5,854.00	151,676,836.56	9,418,958.87	-9,418,958.40	0.47
LAW ENFORCEMENT CAMERA GRANT FUND	2,899,992.01	1,171,879.05	8,759.99	1,704,469.57	2,376,161.48	-11,200.00	2,364,961.48
CHILD LABOR ENFORCEMENT	1,197,038.77	778,184.50	-22,862.00	532,511.45	1,419,849.82	0.00	1,419,849.82
ILLINOIS ABLE ACCOUNTS ADMINISTRATIVE FUND	16,016.26	5,674.12	0.00	0.00	21,690.38	0.00	21,690.38
IMSA SPECIAL PURPOSES TRUST	111,968.09	712,148.49	920.26	713,148.93	111,887.91	-36,429.79	75,458.12
LEAD POISONING SCREENING, PREVENTION, AND ABATEMENT	11,815,450.18	1,301,035.48	-85,609.41	6,766,458.64	6,264,417.61	-582,587.15	5,681,830.46
SECURITIES AUDIT & ENFORCEMENT	8,182,298.31	10,487,312.87	4,141,350.61	6,729,853.89	16,081,107.90	-338.70	16,080,769.20
DEPT OF BUSINESS SERV SP OPS	14,082,708.83	18,326,521.00	-13,310,906.00	11,306,019.24	7,792,304.59	-137.50	7,792,167.09
ILLINOIS TELECOMMUNICATIONS ACCESS CORPORATION FUND	35,289.55	264,149.22	0.00	279,661.69	19,777.08	-19,777.08	0.00
HEALTH&HUMAN SERV MEDICAID TR	14,214,729.58	4,023,738.71	19,990,295.00	15,616,976.37	22,611,786.92	-22,065.89	22,589,721.03
PRISONER REVIEW BOARD VEHICLE AND EQUIPMENT	146,176.16	76,610.14	0.00	69,707.15	153,079.15	-6.94	153,072.21
CAPITAL FACILITY AND TECHNOLOGY MODERNIZATION	0.00	0.00	4,300,000.00	0.00	4,300,000.00	0.00	4,300,000.00
DRUG TREATMENT	5,904,195.78	4,176,172.80	5,122,095.20	5,313,951.79	9,888,511.99	0.00	9,888,511.99
FEED CONTROL	1,636,367.02	2,712,242.23	973,918.00	1,926,338.45	3,396,188.80	-1,339.13	3,394,849.67
TANNING FACILITY PERMIT	41,519.09	110,950.00	-700.00	42,149.84	109,619.25	-12,950.00	96,669.25
EQUITY IN LONG-TERM CARE QUALITY	13,880,863.29	788,013.89	421,658.81	0.00	15,090,535.99	0.00	15,090,535.99
PLUMBING LICENSURE & PROGRAM	1,424,821.94	2,587,784.98	1,910,341.61	3,918,021.75	2,004,926.78	-1,224.42	2,003,702.36
STATE TREASURER'S BANK SERVICE	1,208,126.92	0.00	8,774,087.00	7,252,540.68	2,729,673.24	-760,129.56	1,969,543.68
SECRETARY OF STATE EVIDENCE	42,702.87	35,205.67	0.00	140.00	77,768.54	0.00	77,768.54
NATURAL HERITAGE	60,555.14	0.00	0.00	0.00	60,555.14	0.00	60,555.14
MCCORMICK PLACE EXPANSION PROJ	11,562,167.88	122,855,730.72	-21,375,246.72	113,042,651.87	0.01	0.00	0.01
INSURANCE PREMIUM TAX REFUND	37,168.23	2,380,948.00	671.00	2,405,304.09	13,483.14	-368.00	13,115.14
ICC FEDERAL GRANTS TRUST	0.00	0.00	0.00	0.00	0.00	0.00	0.00
CORPORATE FRANCHISE TAX REFUND	3,580,806.06	3,284,341.94	-3,480,806.00	883,193.86	2,501,148.14	-9,296.87	2,491,851.27
TAX COMPLIANCE & ADMIN	19,910,199.18	84,573,422.32	2,813,588.34	75,533,056.10	31,764,153.74	-35,548.92	31,728,604.82
BOARD OF HIGHER EDUCATION STATE CONTRACTS AND GRANTS FUND	0.00	0.00	0.00	0.00	0.00	0.00	0.00
APPRAISAL ADMINISTRATION	1,612,421.09	2,086,535.25	-310,043.84	1,030,177.28	2,358,735.22	-1,360.00	2,357,375.22
SMALL BUS ENVIRONMENTAL ASSIST	163,270.83	273,005.76	-69,165.72	268,081.07	99,029.80	0.00	99,029.80
REGUL EVAL & BASIC ENFORCEMENT	114,779.32	46,600.00	0.00	0.00	161,379.32	0.00	161,379.32
SEXUAL ASSAULT SERVICES	209,949.44	152,632.60	0.00	0.00	362,582.04	0.00	362,582.04
IL HABITAT ENDOWMENT TRUST	12,660,056.56	20,530.95	0.00	0.00	12,680,587.51	0.00	12,680,587.51
IL HABITAT	6,407,154.97	984,740.01	-161,661.37	1,162,839.94	6,067,393.67	-76,417.08	5,990,976.59

FUND	Prev Year Cash Bal	FY22 Receipts	FY22 Transfers	FY22 Disbursements	Ending Cash Balance	Warrants Outstanding	Available Balance
EQUAL PAY REGISTRATION FUND	0.00	24,150.00	0.00	0.00	24,150.00	0.00	24,150.00
SICKLE CELL CHRONIC DISEASE	0.00	0.00	0.00	0.00	0.00	0.00	0.00
GAINING EARLY AWARENESS AND READINESS FOR UNDERGRADUATE PROGRAMS FUND	3,327,115.89	3,977.83	0.00	3,329,830.42	1,263.30	0.00	1,263.30
SENIOR HEALTH INSURANCE PROG	99,079.38	2,102,308.34	-4,920.13	2,076,871.66	119,595.93	-61,395.55	58,200.38
TRAUMA CENTER	3,157,789.53	2,928,746.38	-21,328.00	3,567,135.45	2,498,072.46	-92,012.84	2,406,059.62
EMS ASSISTANCE	472,092.85	657,461.00	-1,286.00	341,669.97	786,597.88	-7,139.92	779,457.96
AUTISM CARE FUND	39,260.40	0.00	0.00	0.00	39,260.40	0.00	39,260.40
PROTEST	67,832,020.67	0.00	-5,317,269.21	47,509,980.70	15,004,770.76	0.00	15,004,770.76
ILLINOIS BROADBAND ADOPTION FUND	0.00	0.00	0.00	0.00	0.00	0.00	0.00
DEAF AND HARD OF HEARING SPECIAL PROJECTS FUND	22,906.92	94,500.00	0.00	79,599.99	37,806.93	0.00	37,806.93
COMPREHENSIVE REGIONAL PLANNING FUND	0.00	0.00	0.00	0.00	0.00	0.00	0.00
GRANT ACCOUNTABILITY AND TRANSPARENCY FUND	980,619.85	4,783,755.45	1,299,090.00	3,299,870.56	3,763,594.74	0.00	3,763,594.74
DHS SPECIAL PURPOSE TRUST	86,844,864.17	134,804,271.30	11,166,927.21	162,376,196.46	70,439,866.22	-1,523,278.96	68,916,587.26
GEORGE BAILEY MEMORIAL FUND	115,972.71	24,193.74	0.00	0.00	140,166.45	0.00	140,166.45
SBE FEDERAL DEPT OF AGRI	2,683,894.72	1,113,855,029.28	-91,200.00	1,110,792,987.41	5,654,736.59	-2,609,570.86	3,045,165.73
CORONAVIRUS URGENT REMEDIATION EMERGENCY BORROWING FUND	0.00	0.00	0.00	0.00	0.00	0.00	0.00
COMMON SCHOOL	109,345.11	106,651,938.37	8,634,221,778.53	8,738,764,850.89	2,218,211.12	0.00	2,218,211.12
MOTOR FUEL TAX-COUNTIES	0.00	0.00	184,076,219.76	184,076,219.76	0.00	0.00	0.00
MOTOR FUEL TAX-MUNICIPALITIES	67,684.12	0.00	258,158,880.02	258,170,547.02	56,017.12	-56,017.12	0.00
MOTOR FUEL TAX-TOWN & ROAD DIS	0.00	0.00	83,546,733.28	83,546,733.28	0.00	0.00	0.00
STATE COLLEGE & UNIV TRUST	178,723.57	251,675.00	0.00	270,644.00	159,754.57	0.00	159,754.57
UNIVERSITY GRANT	108,361.00	89,400.00	0.00	84,225.00	113,536.00	-8,775.00	104,761.00
DCEO PROJECTS FUND	304,052,513.39	14,817,066.46	0.00	304,052,513.49	14,817,066.36	0.00	14,817,066.36
PUBLIC AID RECOVERIES TRUST	202,722,752.99	1,945,923,980.73	-374,524,149.02	1,055,706,585.21	718,415,999.49	-762,127.71	717,653,871.78
ELECTRIC VEHICLE REBATE FUND	4,605,135.01	12,028,908.50	1,500,000.00	225,000.00	17,909,043.51	0.00	17,909,043.51
MANAGED CARE OVERSIGHT FUND	0.00	0.00	0.00	0.00	0.00	0.00	0.00
ILLINOIS POWER AGENCY TRUST FUND	0.00	3,456,239.99	0.00	3,356,239.99	100,000.00	0.00	100,000.00
ILLINOIS POWER AGENCY OPERATIONS	2,932,769.76	10,034,484.75	1,963,126.00	9,742,826.07	5,187,554.44	-742.50	5,186,811.94
COAL TO SOLAR AND ENERGY STORAGE INITIATIVE FUND	0.00	0.00	0.00	0.00	0.00	0.00	0.00
ENERGY TRANSITION ASSISTANCE FUND	0.00	28,773,074.81	-6,000,000.00	39,842.76	22,733,232.05	0.00	22,733,232.05
SUPREME COURT HISTORIC PRESERVATION FUND	1,536,181.45	805,752.26	0.00	852,742.50	1,489,191.21	-195.00	1,488,996.21
MULTIPLE SCLEROSIS RESEARCH	2,051,092.34	1,383,989.81	-670.00	219,129.70	3,215,282.45	0.00	3,215,282.45
LIVESTOCK MGMT FACILITIES	43,893.41	11,990.00	0.00	49,510.90	6,372.51	0.00	6,372.51
SECOND INJURY	719,257.74	811,499.84	7.94	843,159.67	687,605.85	-1,876.63	685,729.22
FEDERAL HIGH SPEED RAIL TRUST	15,436,387.30	504,367.28	-517.00	3,577,332.51	12,362,905.07	0.00	12,362,905.07
COURT OF CLAIMS ADMIN & GRANT	185.58	81,194.63	0.00	81,380.18	0.03	0.00	0.03
CHARITABLE TRUST STABILIZATION FUND	812,038.66	490,324.44	0.00	411,050.97	891,312.13	0.00	891,312.13
SAFETY RESPONSIBILITY	2,623,521.96	1,726,321.00	-112,727.97	728,539.11	3,508,575.88	-28,323.82	3,480,252.06
QUALITY OF LIFE ENDOWMENT FUND	1,405,479.10	1,301,095.50	0.00	417,651.56	2,288,923.04	-17,013.59	2,271,909.45
IL STATE FAIR	2,969,447.35	7,120,074.80	2,061,843.59	6,556,726.42	5,594,639.32	-9,719.04	5,584,920.28
FEDERAL AGRICULTURAL MARKETING SERVICE	30,215.75	30,000.00	0.00	11,973.00	48,242.75	0.00	48,242.75
AGRICULTURAL MASTER	1,080,305.57	1,110,366.91	0.00	1,141,278.02	1,049,394.46	0.00	1,049,394.46
FLOOD CONTROL LAND LEASE	16,688.54	749,380.55	0.00	731,181.38	34,887.71	0.00	34,887.71
SEX OFFENDER INVESTIGATION	41,649.37	198.90	0.00	0.00	41,848.27	0.00	41,848.27
EMPLOYEE CALSSSIFICATION	111,965.70	13,100.00	-1,518.00	19,984.40	103,563.30	0.00	103,563.30
GI EDUCATION	1,618,846.74	1,402,909.65	0.00	1,722,444.25	1,299,312.14	-253.00	1,299,059.14
MEDICAID TECHNICAL ASSISTANCE CENTER	0.00	0.00	0.00	0.00	0.00	0.00	0.00
INTERPRETERS FOR THE DEAF	462,335.52	284,769.29	0.00	51,823.61	695,281.20	-12,286.14	682,995.06
ILLINOIS STATE TOLL HIGHWAY CONSTRUCTION	0.00	0.00	0.00	0.00	0.00	0.00	0.00
INDIGENT BAIID	107,516.40	195,592.37	0.00	214,062.24	89,046.53	-2,940.77	86,105.76
IL TOURISM TAX	1,361,902.43	17,302,402.62	0.00	15,138,757.46	3,525,547.59	-1,484.71	3,524,062.88
MONITORING DEVICE DRIVING PERMIT ADMINISTRATION FEE	4,634,028.42	662,889.20	-2,355.00	1,317,682.76	3,976,879.86	0.00	3,976,879.86
ROTARY CLUB	12,841.00	3,691.00	0.00	8,000.00	8,532.00	0.00	8,532.00

FUND	Prev Year Cash Bal	FY22 Receipts	FY22 Transfers	FY22 Disbursements	Ending Cash Balance	Warrants Outstanding	Available Balance
ILLINOIS STATE TOLL HIGHWAY AUTHORITY FUND	657,944,831.27	2,252,971,942.51	-539,000.00	2,102,185,343.78	808,192,430.00	-4,507,586.50	803,684,843.50
GROUP INSURANCE PREMIUM	6,840,893.84	93,187,680.58	-15,711.00	90,660,931.57	9,351,931.85	-6,852,120.88	2,499,810.97
AUTISM AWARENESS	23,000.00	22,750.00	0.00	23,000.00	22,750.00	0.00	22,750.00
OVARIAN CANCER AWARENESS	14,006.00	12,437.00	0.00	22,432.00	4,011.00	0.00	4,011.00
PAYROLL CONSOLIDATION	96,912,422.93	5,307,804,002.73	0.00	5,280,255,769.29	124,460,656.37	-124,460,636.37	20.00
PARITY ADVANCEMENT FUND	2,084,750.00	3,412,815.49	0.00	0.00	5,497,565.49	0.00	5,497,565.49
COMMERCIAL CONSOLIDATION	1,343,537,145.48	86,565,544,471.48	0.00	86,450,408,980.91	1,458,672,636.05	-1,458,672,636.05	0.00
ILL. PROFESSIONAL GOLFERS ASSOC. FOUNDATION JUNIOR GOLF FUND	57,051.00	51,530.00	0.00	55,000.00	53,581.00	0.00	53,581.00
BOY SCOUT AND GIRL SCOUT	20,250.00	18,975.00	0.00	19,575.00	19,650.00	-275.00	19,375.00
LAND & WATER RECREATION	156,057.41	2,033,249.92	0.00	302,500.00	1,886,807.33	-150,000.00	1,736,807.33
AGRICULTURE IN THE CLASSROOM	85,550.00	151,450.00	0.00	170,000.00	67,000.00	0.00	67,000.00
SHEET METAL WORKERS INTERNATIONAL ASSOCIATION OF ILLINOIS	18,026.00	3,242.00	0.00	6,000.00	15,268.00	0.00	15,268.00
AUTOIMMUNE DISEASE RESEARCH	48,286.79	161.29	0.00	0.00	48,448.08	0.00	48,448.08
LIBRARY SERVICES	55,287.43	7,569,622.97	0.00	7,402,747.27	222,163.13	-99,456.21	122,706.92
STATE LIBRARY	23,485.32	3,508.36	73.75	2,801.25	24,266.18	-300.00	23,966.18
TEACHERS RETIREMENT SYSTEM	604,303,150.61	7,790,543,683.27	-268,239.00	7,768,281,771.12	626,296,823.76	-626,119,406.33	177,417.43
WHOLESOME MEAT	748,446.18	8,137,665.16	0.00	7,557,714.22	1,328,397.12	-2,379.04	1,326,018.08
JUDGES RETIREMENT SYSTEM	23,818,176.87	174,371,897.83	-45,475.00	180,300,654.51	17,843,945.19	-75,431.05	17,768,514.14
PREDATORY LENDING DATABASE PROGRAM FUND	0.00	0.00	0.00	0.00	0.00	0.00	0.00
STATE EMPLOYEES RETIREMENT SYS	341,853,909.15	3,195,712,852.52	-166,705.00	3,197,915,270.21	339,484,786.46	-4,503,461.55	334,981,324.91
SEC OF STATE IDENTIFICATION SECURITY AND THEFT PREVENTION	31,171,782.41	65,516.12	14,295,600.00	10,114,732.33	35,418,166.20	0.00	35,418,166.20
GENERAL ASSEMBLY RETIREMENT	5,625,890.42	29,658,792.72	-41,268.00	30,430,783.09	4,812,632.05	-42,347.78	4,770,284.27
UNCLAIMED PROPERTY TRUST	106,680,371.32	460,414,997.33	-212,619,913.49	234,428,560.50	120,046,894.66	-14,247,655.12	105,799,239.54
SECRETARY OF STATE SPEC SERV	20,423,378.46	29,311,090.64	-45,207.00	24,626,496.24	25,062,765.86	-65,607.05	24,997,158.81
NUCLEAR CIVIL PROTECTION PLAN	4,732.80	1,643,818.40	0.00	1,634,319.38	14,231.82	-8,239.66	5,992.16
WARRANT ESCHEAT	5,748,327.18	33,280,447.74	-30,722,967.61	7,222,563.33	1,083,243.98	-583,243.98	500,000.00
CRIMINAL JUSTICE TRUST	32,721,093.24	93,581,551.79	-6,133.90	108,876,775.20	17,419,735.93	-806,957.46	16,612,778.47
ROADSIDE MONARCH HABITAT FUND	210.00	0.00	0.00	0.00	210.00	0.00	210.00
FEDERAL AID DISASTER	473,504.40	456,608,120.82	0.00	438,704,232.92	18,377,392.30	-18,356,561.11	20,831.19
CHILD BEREAVEMENT FUND	0.00	0.00	0.00	0.00	0.00	0.00	0.00
OLD AGE SURVIVORS INSURANCE	1,382,928.26	64,449,984.10	0.00	64,476,454.68	1,356,457.68	-46,022.29	1,310,435.39
SUPPORT OUR TROOPS	20,300.00	43,575.00	0.00	52,000.00	11,875.00	0.00	11,875.00
FEDERAL CIVIL PREPARED ADMIN	46,439.68	654,065.87	0.00	638,612.45	61,893.10	-33,080.28	28,812.82
SCHOOL FACILITY OCCUPATION TAX	43,462,495.47	208,965,705.66	0.00	208,047,480.32	44,380,720.81	0.00	44,380,720.81
DOMESTIC VIOLENCE	359,498.98	289,589.00	0.00	418,129.70	230,958.28	0.00	230,958.28
STATE MILITARY JUSTICE FUND	80,000.00	0.00	0.00	0.00	80,000.00	0.00	80,000.00
VETERANS' AFFAIRS STATE PROJECTS FUND	2,117.36	0.00	0.00	0.00	2,117.36	0.00	2,117.36
EARLY INTERVENTION SERVICES REVOLVING	3,034,074.60	170,913,531.17	-105,091.16	154,493,788.34	19,348,726.27	-443,002.48	18,905,723.79
ELECTRONIC HEALTH RECORD INCENTIVE	683,067.24	3,895,601.00	0.00	4,578,668.00	0.24	0.00	0.24
WILDLIFE PRAIRIE PARK	53,375.19	15,383.15	0.00	56,236.80	12,521.54	0.00	12,521.54
ATHLETICS SUPERVISION & REGULATION	259,326.48	7,978.95	-133,404.65	234.30	133,666.48	0.00	133,666.48
STATE SMALL BUSINESS CREDIT INITIATIVE	32,859,950.25	12,052,888.34	0.00	10,464,055.12	34,448,783.47	0.00	34,448,783.47
MASTER MASON	9,293.00	33,356.00	0.00	31,855.50	10,793.50	0.00	10,793.50
DEPARTMENT OF HUMAN SERVICES COMMUNITY	49,747,881.61	476,693.74	61,204,150.48	15,579,072.05	95,849,653.78	-485,190.00	95,364,463.78
IL FIRE FIGHTERS' MEMORIAL	7,677,834.02	482,430.00	0.00	121,783.38	8,038,480.64	0.00	8,038,480.64
AFTER-SCHOOL RESCUE	50,364.91	0.00	0.00	0.00	50,364.91	0.00	50,364.91
IL STATE CRIME STOPPERS ASSOCIATION	7,749.79	0.00	0.00	0.00	7,749.79	0.00	7,749.79
STATE ASSET FORFEITURE	791,069.35	1,835,002.18	388,604.25	1,488,953.52	1,525,722.26	-1,404.17	1,524,318.09
LOCAL GOVERNMENT DISTRIBUTIVE	172,740,500.53	2,000,111,176.91	413,242,812.47	2,383,193,244.88	202,901,245.03	-1,179,983.67	201,721,261.36
POLICE TRAINING BOARD SERVICES	15,258.42	1,350.00	0.00	0.00	16,608.42	0.00	16,608.42
EXPERIMENTAL AIRCRAFT ASSOCIATION FUND	0.00	0.00	0.00	0.00	0.00	0.00	0.00
FEDERAL ASSET FORFEITURE	435,036.04	350,517.69	0.00	380,260.00	405,293.73	0.00	405,293.73
CHILD ABUSE COUNCIL OF THE QUAD CITIES FUND	0.00	0.00	0.00	0.00	0.00	0.00	0.00
THE MONEY FOLLOWS THE PERSON BUDGET TRANSFER	5,211,969.12	17,250.63	0.00	73,390.00	5,155,829.75	0.00	5,155,829.75

FUND	Prev Year Cash Bal	FY22 Receipts	FY22 Transfers	FY22 Disbursements	Ending Cash Balance	Warrants Outstanding	Available Balance
DEPT OF CORRECTIONS REIMBURSEM	35,916,492.95	86,096,635.16	22,388,608.72	74,609,528.40	69,792,208.43	-150,832.72	69,641,375.71
HEALTH FACILITY PLAN REVIEW	423,104.20	1,492,947.31	488,783.84	1,530,416.75	874,418.60	0.00	874,418.60
SEX OFFENDER MANAGEMENT BOARD	244,223.86	48,430.93	0.00	4,146.68	288,508.11	0.00	288,508.11
DOMESTIC VIOLENCE ABUSER SERVI	188,076.84	28,342.72	0.00	27,146.18	189,273.38	-2,916.38	186,357.00
IL STATE BOARD OF INVESTMENTS	759,276.23	4,600,000.00	-279,000.00	4,311,138.96	769,137.27	-7,797.79	761,339.48
ILLINOIS SMALL BUSINESS FUND	0.00	0.00	0.00	0.00	0.00	0.00	0.00
ENERGY EFFICIENCY PORTFOLIO STANDARDS	0.00	0.00	0.00	0.00	0.00	0.00	0.00
IL DEPT OF CORRECTIONS PAROLE DIVISION OFFENDER SUPERVISION	29,362.70	777.87	0.00	0.00	30,140.57	0.00	30,140.57
ATTORNEY GENERAL TOBACCO	1,062,501.76	1,510,474.26	0.00	2,449,320.68	123,655.34	-3,465.90	120,189.44
IL WORKERS' COMP COMM OPERATNS	12,243,972.05	22,323,924.10	4,788,812.36	31,648,050.21	7,708,658.30	-88,041.23	7,620,617.07
OFFENDER REGISTRATION FUND	251,522.50	206,534.09	0.00	263,872.85	194,183.74	0.00	194,183.74
LEADS MAINTENANCE	170,843.89	757,007.00	500,000.00	317,451.55	1,110,399.34	0.00	1,110,399.34
IL HISTORIC SITES	514,275.45	4,221,343.58	-6,700.00	3,252,633.01	1,476,286.02	-5,201.02	1,471,085.00
DEATH PENALTY ABOLITION	6,347,603.69	0.00	-4,095.00	867,957.73	5,475,550.96	0.00	5,475,550.96
ELECTRONIC BENEFITS TRANSFERS	0.00	197,512,581.00	0.00	197,512,581.00	0.00	0.00	0.00
INFRASTRUCTURE DEVELOPMENT FUND	0.00	0.00	0.00	0.00	0.00	0.00	0.00
AG COURT ORDER & VOL COMPLY	36,377,997.65	13,159,895.24	1,730,305.28	22,545,096.16	28,723,102.01	-131,676.14	28,591,425.87
COMPTROLLER'S ADMINISTRATIVE	2,121,299.75	632,986.90	1,614.10	666,286.17	2,089,614.58	-10,068.97	2,079,545.61
DOIT SPECIAL PROJECTS	0.00	4,998,631.54	233,178.45	5,231,809.99	0.00	0.00	0.00
PUBLIC PENSION REGULATION	6,043,169.62	199,299.87	2,024,613.90	1,184,526.56	7,082,556.83	0.00	7,082,556.83
CONSERVATION POLICE OPERATIONS ASSISTANCE	1,677,715.98	1,005,203.78	0.00	148,721.56	2,534,198.20	-2,622.08	2,531,576.12
DRYCLEANER ENVIRON RESPONSE TR	1,329,160.25	1,310,501.51	0.00	1,210,652.88	1,429,008.88	-6,162.75	1,422,846.13
IL CHARITY BUREAU	74,929.03	1,478,847.23	201.00	1,356,273.23	197,704.03	-345.00	197,359.03
SUPPLEMENTAL LOW INCOME ENERGY	54,435,805.01	104,567,389.14	141,531,037.85	81,779,342.36	218,754,889.64	0.00	218,754,889.64
ANTI-POLLUTION	31,044,940.40	0.00	0.00	26,716,384.00	4,328,556.40	0.00	4,328,556.40
WORKFORCE, TECHNOLOGY, AND ECO	243,077.41	70,000,000.00	0.00	2,744.25	70,240,333.16	0.00	70,240,333.16
TRANSPORTATION BOND, SERIES A FUND	132,939,047.09	637,835,475.69	0.00	360,399,663.83	410,374,858.95	-4,905,892.41	405,468,966.54
TRANSPORTATION BOND, SERIES B FUND	191,433,843.59	52,113,324.67	0.00	61,228,941.03	182,318,227.23	0.00	182,318,227.23
GOOD SAMARITAN ENERGY TRUST	14,546.72	0.25	0.00	0.00	14,546.97	0.00	14,546.97
IL PREPAID TUITION TRUST	2,438,793.81	348,896,384.39	0.00	125,682,711.30	225,652,466.90	-1,516,350.55	224,136,116.35
FLOOD PREVENTION OCCUPATION TAX	3,422,120.25	16,384,443.13	0.00	16,148,544.59	3,658,018.79	0.00	3,658,018.79
DOWNSTATE TRANSIT IMPROVEMENT	16,994,003.85	0.00	0.00	3,052,899.39	13,941,104.46	0.00	13,941,104.46
SBE FEDERAL AGENCY SERVICES	60,673.26	17,425,617.70	-4,677,609.15	12,778,226.20	30,455.61	-30,455.61	0.00
SBE FEDERAL DEPT OF EDUCATION	1,478,898.15	3,366,611,829.56	-22,629,318.79	3,341,385,785.14	4,075,623.78	-2,417,309.72	1,658,314.06
PAWNBROKER REGULATION	244,373.05	206,640.00	-39,219.97	227,868.75	183,924.33	0.00	183,924.33
RENEWABLE ENERGY RESOURCES TR	4,028,916.52	5,458,109.45	1,491,831.00	2,000,000.00	8,978,856.97	0.00	8,978,856.97
DCFS FEDERAL PROJECTS	566,012.67	2,960,251.87	16,564.84	2,896,861.03	645,968.35	-69,594.00	576,374.35
CHARTER SCHOOLS REVOLVING LOAN	26,832.78	0.00	0.00	0.00	26,832.78	0.00	26,832.78
SCHOOL INFRASTRUCTURE	65,912,782.39	35,390,824.29	28,897,102.73	45,040,888.80	85,159,820.61	-50,000.00	85,109,820.61
SCHOOL TECHNOLOGY REVOLV LN	3,316,259.99	411,605.10	0.00	241,700.00	3,486,165.09	0.00	3,486,165.09
IL & MICHIGAN CANAL	5,114.72	5,600.00	0.00	3,993.00	6,721.72	0.00	6,721.72
ENERGY EFFICIENCY TRUST	7,158,687.20	3,679,841.00	4,000,000.00	156.00	14,838,372.20	0.00	14,838,372.20
FIRE TRUCK REVOLVING LOAN	61,375.16	2,803,623.69	0.00	2,221,492.26	643,506.59	-641,867.66	1,638.93
OFF HIGHWAY VEHICLE TRAILS	1,105,795.43	453,022.82	0.00	423,561.30	1,135,256.95	0.00	1,135,256.95
JUVENILE REHAB SERV MEDICAID	648.83	5,067.00	0.00	2,995.19	2,720.64	-2,716.92	3.72
PESTICIDE CONTROL	2,312,532.86	6,905,373.75	1,460,872.00	6,828,094.74	3,850,683.87	-11,665.01	3,839,018.86
COMMUNITY COLLEGE HEALTH INSUR	1,046,722.54	28,318,765.04	-7,451.00	27,415,841.40	1,942,195.18	-21,450.97	1,920,744.21
MPEA RESERVE FUND	895.89	0.00	0.00	0.00	895.89	0.00	895.89
SAVINGS BANK REGULATORY FUND	1,537,782.01	568,186.06	-61,997.85	113,575.05	1,930,395.17	0.00	1,930,395.17
FIRE PREVENTION DIVISION	467,594.79	481,587.48	-153,826.78	741,400.49	53,955.00	0.00	53,955.00
DCFS SPECIAL PURPOSE TRUST	1,905,863.98	1,915,956.75	0.00	667,652.11	3,154,168.62	0.00	3,154,168.62
TAX SUSPENSE TRUST	212,538.53	7,752,534.72	0.00	1,656,107.48	6,308,965.77	-161.04	6,308,804.73
IL PAN HELLENIC TRUST	166,913.23	69,325.00	0.00	74,528.31	161,709.92	0.00	161,709.92
PARK DISTRICT YOUTH PROGRAM	8,350.00	26,125.00	0.00	26,900.00	7,575.00	0.00	7,575.00
HOSPICE FUND	3,127.00	3,026.00	0.00	5,324.00	829.00	0.00	829.00

FUND	Prev Year Cash Bal	FY22 Receipts	FY22 Transfers	FY22 Disbursements	Ending Cash Balance	Warrants Outstanding	Available Balance
PROFESSIONAL SPORTS TEAMS EDUCATION	825,200.00	1,948,850.00	-1,946,600.00	0.00	827,450.00	0.00	827,450.00
SEPTEMBER 11TH	160,692.06	113,450.00	0.00	188,180.42	85,961.64	0.00	85,961.64
TRANS SAFETY HIGHWAY HIRE-BACK	349,385.60	181,707.53	0.00	0.00	531,093.13	-200,000.00	331,093.13
DHS FEDERAL PROJECTS	7,851,018.36	125,485,451.87	271,075.82	114,015,518.84	19,592,027.21	-426,663.44	19,165,363.77
INCOME TAX BOND FUND	0.00	0.00	0.00	0.00	0.00	0.00	0.00
IL ROUTE 66 HERITAGE PROJECT	67,900.00	212,425.00	0.00	210,600.00	69,725.00	0.00	69,725.00
ILLIANA EXPRESSWAY PROCEEDS	0.00	0.00	0.00	0.00	0.00	0.00	0.00
FOREIGN LANGUAGE INTERPRETER	503,159.09	14,750.00	0.00	30,457.00	487,452.09	-545.00	486,907.09
POLICE MEMORIAL COMMITTEE	244,173.20	577,013.66	0.00	770,159.86	51,027.00	0.00	51,027.00
MAMMOGRAM	23,944.00	101,523.00	0.00	92,498.00	32,969.00	0.00	32,969.00
ATTORNEY GENERAL WHISTLEBLOWER	6,643,209.88	1,815,937.25	699.00	6,950,921.31	1,508,924.82	-67,834.70	1,441,090.12
PROSTATE CANCER AWARENESS FUND	0.00	0.00	0.00	0.00	0.00	0.00	0.00
STATE COOPERATIVE EXTEN SERV	6,531,041.00	23,824,544.00	0.00	24,492,332.00	5,863,253.00	-5,065,066.00	798,187.00
PORT DEVELOPMENT REVOLVNG LOAN	0.96	0.00	204,153.00	0.00	204,153.96	0.00	204,153.96
TEMPORARY RELOCATION EXPENSES	494,041.06	0.00	0.00	0.00	494,041.06	0.00	494,041.06
HEALTH INFORMATION EXCHANGE	316,994.58	1,061.49	0.00	0.00	318,056.07	0.00	318,056.07
SPECIAL PROJECTS DIVISION	1,042,466.97	2,200,039.26	0.00	1,888,514.37	1,353,991.86	-1,323.26	1,352,668.60
PARTNERS FOR CONSERVATION	185,748.41	72,282.96	30,570,911.94	20,702,510.18	10,126,433.13	-121,460.23	10,004,972.90
PARTNERS FOR CONSERVATION PROJECTS	1,424,426.88	0.00	0.00	43,200.00	1,381,226.88	0.00	1,381,226.88
PEDIATRIC CANCER AWARENESS FUND	160.00	0.00	0.00	0.00	160.00	0.00	160.00
FUND FOR ILLINOIS' FUTURE	27,176.50	4,633.82	61,181.00	0.00	92,991.32	0.00	92,991.32
STATEWIDE 9-1-1 FUND	70,215,305.88	209,927,426.11	394,800.00	207,127,703.74	73,409,828.25	-14,103,598.28	59,306,229.97
WIRELESS CARRIER REIMBURSEMENT	196,390.85	65,344.48	0.00	261,735.33	0.00	0.00	0.00
DEBT SETTLEMENT CONSUMER PROTECTION	368,582.41	27,296.16	0.00	0.00	395,878.57	0.00	395,878.57
CDB CONTRIBUTORY TRUST	54,671,016.76	14,545,996.21	0.00	39,203,566.08	30,013,446.89	-90,582.98	29,922,863.91
SERVICES FOR OLDER AMERICANS	7,157,273.07	78,452,565.53	4,920.13	83,461,321.60	2,153,437.13	-46,449.89	2,106,987.24
QUINCY VETERAN HOME	10,736,379.75	19,885,473.59	1,010,000.00	17,096,359.49	14,535,493.85	-104,218.82	14,431,275.03
HORSEMEN'S COUNCIL OF ILLINOIS FUND	0.00	0.00	0.00	0.00	0.00	0.00	0.00
INTERNATIONAL TOURISM	3,785,394.49	1,722,948.74	-7,200.00	2,778,976.05	2,722,167.18	0.00	2,722,167.18
MOTOR VEHICLE LICENSE PLATE	17,100,862.18	14,040,492.35	228,047.31	14,053,378.96	17,316,022.88	-12,312.36	17,303,710.52
SPECIAL OLYMPICS ILLINOIS	5,385.00	14,460.00	0.00	19,080.00	765.00	0.00	765.00
CHICAGO TRAVEL INDUSTRY PROMOTION	483.28	3,294,463.08	24,523,000.00	11,384,540.31	16,433,406.05	0.00	16,433,406.05
MATURED BOND & COUPON	0.00	0.00	0.00	0.00	0.00	0.00	0.00
PROSTATE CANCER RESEARCH	25,566.05	0.00	0.00	0.00	25,566.05	0.00	25,566.05
PUBLIC TRANSPORTATION	62,792,052.62	336,017,099.72	364,525,126.37	736,063,632.69	27,270,646.02	-9,624.80	27,261,021.22
ESSENTIAL GOVERNMENT SERVICES SUPPORT	0.00	0.00	263,879,133.13	0.00	263,879,133.13	0.00	263,879,133.13
REAL ESTATE RECOVERY	1,468,634.59	122,402.49	1,350,000.00	88,252.85	2,852,784.23	-850.00	2,851,934.23
ILLINOIS RACING QUARTER HORSE BREEDERS	108,960.77	18,812.69	0.00	0.00	127,773.46	0.00	127,773.46
HORSE RACING	11,387,209.71	7,897,543.58	-5,915,246.63	4,566,527.30	8,802,979.36	-1,987.44	8,800,991.92
STATE TREASURER'S CAPITAL	0.00	270.98	272,920.68	250,000.00	23,191.66	0.00	23,191.66
DEATH CERTIFICATE SURCHARGE	775,056.32	1,373,577.00	-29,819.32	1,118,792.62	1,000,021.38	-367,013.80	633,007.58
COMMERCE & COMM AFFAIRS ASST	2,083,918.37	7,628,187.29	-932,099.19	7,424,817.69	1,355,188.78	-5,248.88	1,349,939.90
STATE POLICE WIRELESS SERVICE	336,976.77	125,625.35	0.00	286,824.29	175,777.83	0.00	175,777.83
IL ADOPT REGISTRY & MED INFO	78,399.02	8,445.00	0.00	0.00	86,844.02	0.00	86,844.02
CHICAGO POLICE MEMORIAL FOUNDATION	230,334.18	447,568.67	0.00	665,544.85	12,358.00	0.00	12,358.00
FUND FOR THE ADVANCEMENT OF EDUCATION	263,685,895.05	891,103,073.00	-17,988.00	940,023,619.00	214,747,361.05	0.00	214,747,361.05
DHS STATE PROJECTS	3,188,485.30	80,598,859.34	32,500,000.00	83,569,696.09	32,717,648.55	-262,471.61	32,455,176.94
COMMITMENT TO HUMAN SERVICES	248,918,797.38	891,879,789.88	0.00	788,157,355.56	352,641,231.70	-713,651.54	351,927,580.16
LAW ENFORCEMENT RECRUITMENT AND RETENTION FUND	0.00	0.00	0.00	0.00	0.00	0.00	0.00
ALCOHOLISM & SUBSTANCE ABUSE	285,536.16	52,966,139.94	0.00	52,225,324.55	1,026,351.55	-347,254.72	679,096.83
DOWNSTATE PUBL TRANSPORTATION	52,923,193.95	281,639,069.35	-12,100.00	204,713,709.12	129,836,454.18	-396,426.89	129,440,027.29
MOTOR CARRIER SAFETY INSPECTIO	882,219.55	2,511,217.67	-17,700.00	1,733,783.84	1,641,953.38	0.00	1,641,953.38
WATERSHED PARK	4,353.74	0.00	0.00	0.00	4,353.74	0.00	4,353.74
COAL DEVELOPMENT	0.00	0.00	320,000.00	0.00	320,000.00	0.00	320,000.00
HEALTHY SMILES	235,558.11	290,461.00	-745.00	376,897.78	148,376.33	-4,002.81	144,373.52

FUND	Prev Year Cash Bal	FY22 Receipts	FY22 Transfers	FY22 Disbursements	Ending Cash Balance	Warrants Outstanding	Available Balance
ILLINOIS POLICE ASSOCIATION	64,675.00	111,161.00	0.00	130,000.00	45,836.00	0.00	45,836.00
HORSE RACING PURSE EQUITY	0.00	0.00	5,908,047.63	5,908,047.63	0.00	0.00	0.00
IL ARTS COUNCIL FEDERAL GRANT	102,492.64	1,896,505.00	0.00	1,728,293.64	270,704.00	-217,915.00	52,789.00
STATE OFF-SET CLAIMS	27,048,533.97	159,247,659.34	0.00	171,833,020.86	14,463,172.45	-6,973,387.47	7,489,784.98
HISTORIC PROPERTY ADMINISTRATIVE FUND	1,134,318.85	704,865.29	0.00	192,823.92	1,646,360.22	0.00	1,646,360.22
ACADEMIC QUALITY ASSURANCE FUND-BD OF HIGHER EDUCATION	898,413.37	111,750.00	0.00	163,022.62	847,140.75	0.00	847,140.75
PRIVATE COLLEGE ACADEMIC QUALITY ASSURANCE	320,104.50	92,000.00	0.00	2,626.65	409,477.85	0.00	409,477.85
OCTAVE CHANUTE AEROSPACE HERITAGE	31,779.00	33,333.00	0.00	30,000.00	35,112.00	0.00	35,112.00
FEDERAL STUDENT LOAN	46,867,383.15	57,242,400.30	0.00	64,681,948.97	39,427,834.48	-218,908.91	39,208,925.57
STUDENT LOAN OPERATION	60,186,326.97	17,673,279.51	0.00	11,096,245.37	66,763,361.11	-778,711.18	65,984,649.93
PRESCRIPTION PILL AND DRUG DISPOSAL	410,755.87	103,447.61	0.00	27,832.52	486,370.96	0.00	486,370.96
DISASTER RESPONSE AND RECOVERY	49,972,982.31	270,460,009.28	-46,187,786.27	226,283,765.19	47,961,440.13	-9,069.65	47,952,370.48
COLLEGE SAVINGS POOL ADMINISTR	2,502,590.84	2,837,479.67	-142,290.00	1,862,364.08	3,335,416.43	0.00	3,335,416.43
AIRPORT LAND LOAN REVOLVING	99,713.44	333.86	0.00	0.00	100,047.30	0.00	100,047.30
FEDERAL TITLE IV FIRE PROT	467,347.31	553,261.01	0.00	584,308.03	436,300.29	0.00	436,300.29
RENTAL PURCHASE AGREEMENT TAX REFUND FUND	1,000.00	0.00	0.00	0.00	1,000.00	0.00	1,000.00
CONSUMER INTERVENOR COMPENSATION FUND	0.00	1,220,000.00	0.00	2,665.00	1,217,335.00	0.00	1,217,335.00
DEPT OF INSURANCE FED TRUST	745.85	153,133.75	0.00	153,133.75	745.85	0.00	745.85
IL STDNT ASST COMM CONTR & GRT	0.00	0.00	0.00	0.00	0.00	0.00	0.00
GROCERY TAX REPLACEMENT FUND	0.00	0.00	325,000,000.00	0.00	325,000,000.00	0.00	325,000,000.00
RATE ADJUSTMENT	9,046,969.23	12,044,861.47	-4,209.99	13,133,572.45	7,954,048.26	-199,915.97	7,754,132.29
BUDGET STABILIZATION	5,709,986.21	376,957.96	745,633,005.99	1,006.09	751,718,944.07	0.00	751,718,944.07
COURT OF CLAIMS FEDERAL GRANT	6,606.06	2,992,516.88	0.00	2,766,828.03	232,294.91	-226,921.89	5,373.02
AGRICULTURE PESTICIDE CONTROL	686,792.03	648,465.81	0.00	389,016.23	946,241.61	0.00	946,241.61
DHS PRIVATE RESOURCE	1,510,014.29	346,296.41	500,000.00	194,658.52	2,161,652.18	0.00	2,161,652.18
LEUKEMIA TREATMENT & EDUCATION	0.00	0.00	0.00	0.00	0.00	0.00	0.00
ICCB ADULT EDUCATION	419,659.17	22,073,988.10	0.00	22,297,894.77	195,752.50	-165.52	195,586.98
CAPITAL PROJECTS	597,350,811.71	1,556,969,625.20	-1,817,464,366.51	0.00	336,856,070.40	0.00	336,856,070.40
TRANSPORTATION BOND SERIES D	180,069,186.91	239,008.66	-1,050.00	45,922,688.78	134,384,456.79	-129,223.64	134,255,233.15
ROADSIDE MEMORIAL	442,839.20	257,499.59	-584,901.34	0.00	115,437.45	0.00	115,437.45
LONG TERM CARE OMBUDSMAN	3,393,885.56	13,198.41	2,000,000.00	1,335,052.31	4,072,031.66	-200.75	4,071,830.91
USDA WOMEN, INFANTS & CHILDREN	10,139,626.21	201,388,271.95	0.00	201,369,787.48	10,158,110.68	-2,256,619.91	7,901,490.77
FEDERAL STUDENT INCENTIVE TR	2,036.21	2,675,466.96	0.00	2,677,037.51	465.66	-25.00	440.66
ASSISTED LIVING & SHARED HOUSING REGULATORY	794,284.78	1,717,381.33	253,756.19	1,693,329.27	1,072,093.03	-1,267.30	1,070,825.73
STATE WHISTLEBLOWER REWARD	3,248,946.46	7,386,200.47	-3,351,811.93	7,186,230.26	97,104.74	-12,500.00	84,604.74
STATE POLICE WHISTLEBLOWER REW	13,298,248.74	1,827,118.12	3,711,650.00	5,923,714.48	12,913,302.38	-36,187.52	12,877,114.86
HUNGER RELIEF	613,176.92	2,034.71	213,664.95	0.00	828,876.58	0.00	828,876.58
IL STANDARDBRED BREEDERS	315,645.92	12,661.51	4,306,965.36	1,615,944.96	3,019,327.83	-50,000.00	2,969,327.83
IL THOROUGHbred BREEDERS	372,153.32	3,530.90	4,700,452.01	2,022,667.29	3,053,468.94	0.00	3,053,468.94
HOMELAND SECURITY EMERGENCY PREPAREDNESS TRUST	8,165,759.74	85,057,584.16	0.00	91,922,663.58	1,300,680.32	-1,142,345.07	158,335.25
STATE LOTTERY	95,268,197.80	1,395,720,689.70	-820,410,474.68	618,486,540.32	52,091,872.50	-1,486,254.95	50,605,617.55
SPINAL CORD INJURY PARALYSIS CURE RESEARCH TRUST	439,713.57	87,118.04	0.00	0.00	526,831.61	0.00	526,831.61
ORGAN DONOR AWARENESS	175,736.00	114,486.00	0.00	170,000.00	120,222.00	0.00	120,222.00
STATE METRO-EAST PARK AND RECREATION DISTRICT FUND	1,406,610.14	6,269,516.30	0.00	6,178,069.19	1,498,057.25	0.00	1,498,057.25
COMMUNITY MENTAL HEALTH MEDICA	11,204,329.43	33,434,664.32	26,896.03	33,639,861.10	11,026,028.68	-296,250.48	10,729,778.20
MUNICIPAL TELECOMMUNICATIONS	33,436,035.36	124,360,355.44	0.00	128,301,764.03	29,494,626.77	-18,817.21	29,475,809.56
MEDICAL INTERAGENCY PROGRAM	164,135.70	12,788,699.10	-890.00	10,566,368.29	2,385,576.51	-90,706.92	2,294,869.59
NATIONAL GUARD AND NAVAL MILITIA GRANT	0.00	0.00	0.00	0.00	0.00	0.00	0.00
COMPTROLLER DEBT RECOVERY TRUST	34,589,175.70	22,109,031.95	1,330,361.19	29,569,582.38	28,458,986.46	-153,868.80	28,305,117.66
STATE POLICE REVOCATION ENFORCEMENT FUND	0.00	749,073.02	0.00	0.00	749,073.02	0.00	749,073.02
DEPT OF LABOR FEDERAL PROJECTS	15,064.35	1,121,775.65	0.00	1,135,265.43	1,574.57	-628.18	946.39
IL MILITARY FAMILY RELIEF	1,440,278.56	11,850.00	15,000.00	361,500.00	1,105,628.56	-52,500.00	1,053,128.56
FEDERAL INDUSTRIAL SERVICES	9,115.73	1,947,700.54	0.00	1,955,112.78	1,703.49	0.00	1,703.49
SERVE ILLINOIS COMMISSION FUND	0.00	0.00	0.00	0.00	0.00	0.00	0.00

FUND	Prev Year Cash Bal	FY22 Receipts	FY22 Transfers	FY22 Disbursements	Ending Cash Balance	Warrants Outstanding	Available Balance
DRUG REBATE FUND	160,468,018.54	891,661,334.24	474,388,905.02	1,275,611,766.91	250,906,490.89	-175,667.24	250,730,823.65
STATEWIDE 9-8-8 TRUST FUND	0.00	0.00	0.00	0.00	0.00	0.00	0.00
ILLINOIS NATIONAL GUARD STATE ACTIVE DUTY	3,599,705.73	5,148,187.71	0.00	413,672.27	8,334,221.17	-3,501.07	8,330,720.10
IL CLEAN WATER FUND	9,034,160.75	16,143,945.30	-37,468.00	17,097,077.09	8,043,560.96	-5,626.18	8,037,934.78
SECRETARY OF STATE DUI ADMINIS	5,450,126.01	2,730,208.99	-6,244.00	2,209,937.39	5,964,153.61	-8,122.20	5,956,031.41
TOBACCO SETTLEMENT RECOVERY	77,218,655.56	783,610,794.00	-32,072.33	260,527,103.51	600,270,273.72	-664,748.58	599,605,525.14
ILLINOIS OPIOID REMEDIATION STATE TRUST FUND	0.00	0.00	0.00	0.00	0.00	0.00	0.00
BHE STATE PROJECTS	367,495.65	4,500.00	1,495.92	92,820.92	280,670.65	0.00	280,670.65
ENERGY ADMINISTRATION	5,000.00	15,736,166.79	-318,032.70	15,368,308.49	54,825.60	-49,862.28	4,963.32
ALTERNATIVE COMPLIANCE MARKET	100,210.59	333.86	0.00	0.00	100,544.45	0.00	100,544.45
GROUP WORKERS' COMP POOL INSOL	2,326,200.19	123,795.48	0.00	2,363,581.12	86,414.55	0.00	86,414.55
MEDICAID BUY IN PROGRAM REVOLV	509,337.66	20,180.27	1,012,170.95	319,030.17	1,222,658.71	0.00	1,222,658.71
STATE POLICE TRAINING AND ACADEMY	0.00	2,803,358.85	0.00	0.00	2,803,358.85	0.00	2,803,358.85
LAW ENFORCEMENT TRAINING	0.00	25,230,230.14	0.00	0.00	25,230,230.14	0.00	25,230,230.14
IL ANIMAL ABUSE	7,603.31	109.00	0.00	0.00	7,712.31	0.00	7,712.31
STATE'S ATTY APPEL PROSEC CO	2,535,192.99	1,697,977.94	0.00	893,371.58	3,339,799.35	-11,155.78	3,328,643.57
HOME INSPECTOR ADMINISTRATION	1,292,229.26	129,218.31	263,580.98	89,287.22	1,595,741.33	0.00	1,595,741.33
POLICE TRAINING ACADEMY JOB TRAINING AND SCHOLARSHIP FUND	0.00	0.00	0.00	0.00	0.00	0.00	0.00
REAL ESTATE AUDIT	214,239.93	718.08	0.00	0.00	214,958.01	0.00	214,958.01
PRIVATE BUSINESS & VOCATIONAL SCHOOLS QUALITY ASSURANCE	540,244.37	449,163.00	0.00	193,531.63	795,875.74	-10.00	795,865.74
THRIVING YOUTH INCOME TAX CHECKOFF FUND	65,211.72	0.00	0.00	0.00	65,211.72	0.00	65,211.72
GOLDEN APPLE SCHOLARS OF ILLINOIS	50,789.42	44,414.00	0.00	52,853.00	42,350.42	0.00	42,350.42
STATE EMPLOYEES DEF COMP PLAN	3,251,913.70	278,803,131.51	0.00	275,795,452.18	6,259,593.03	-16,145.62	6,243,447.41
CHILD SUPPORT ADMINISTRATIVE	3,373,985.42	148,683,897.72	23,128,368.00	169,476,703.43	5,709,547.71	-68,769.20	5,640,778.51
SECRETARY OF STATE POLICE DUI	13,253.87	1,450.63	29.04	0.00	14,733.54	0.00	14,733.54
SECRETARY OF STATE POLICE SERV	315,084.01	542,524.90	-353.36	72,242.79	785,012.76	-286.24	784,726.52
MARINE CORPS SCHOLARSHIP	56,313.50	141,034.00	0.00	155,000.00	42,347.50	0.00	42,347.50
LOCAL INITIATIVE	8,012,730.95	74,353.67	19,428,358.19	18,810,496.28	8,704,946.53	-195,557.51	8,509,389.02
TOURISM PROMOTION	2,501,254.45	31,846,837.40	65,309,146.02	47,088,147.73	52,569,090.14	-114,698.60	52,454,391.54
PET POPULATION CONTROL	355,770.64	160,950.00	0.00	314,824.70	201,895.94	0.00	201,895.94
FEDERAL SURFACE MINING CONTROL	1,079,161.85	3,283,474.99	0.00	3,631,789.61	730,847.23	-3,482.08	727,365.15
BHE DATA AND RESEARCH COST RECOVERY FUND	0.00	0.00	0.00	0.00	0.00	0.00	0.00
COMMEMORATIVE MEDALLIONS FUND	8,747.50	0.00	0.00	0.00	8,747.50	0.00	8,747.50
IL MATH & SCIENCE ACAD INCOME	3,463,710.82	2,516,259.24	-15,957.00	2,119,652.57	3,844,360.49	-14,175.74	3,830,184.75
DIGITAL DIVIDE ELIMINATION	493,377.16	2,829.41	0.00	136,870.74	359,335.83	0.00	359,335.83
CAREER AND TECHNICAL EDUCATION	19,023.68	103,542.37	19,614,263.47	18,682,851.39	1,053,978.13	-254.50	1,053,723.63
ISAC LOAN PURCH PROG PAYROLL	1,133.82	595,000.00	0.00	592,965.37	3,168.45	0.00	3,168.45
OIL SPILL RESPONSE	144,693.17	24,521.74	0.00	30,000.00	139,214.91	0.00	139,214.91
VETERANS AFFAIRS LIBRARY GRANT	29,893.11	50,000.00	0.00	43,210.85	36,682.26	-3,502.47	33,179.79
PRES LIBR & MUSEUM OPERATING	1,931,035.19	1,990,579.36	-1,400.00	1,324,776.90	2,595,437.65	-82,037.54	2,513,400.11
DEPARTMENT OF HUMAN RIGHTS TRAINING & DEVELOPMENT	90,918.90	1,000.00	0.00	2,489.82	89,429.08	0.00	89,429.08
STATE PARKING FACILITY MAINT	652,089.67	182,846.50	0.00	28,063.23	806,872.94	0.00	806,872.94
QUARTER HORSE PURSE	40,500.00	100,000.00	0.00	100,000.00	40,500.00	0.00	40,500.00
GENERAL ASSEMBLY RETIRE EXCESS	38,148.41	72,185.96	0.00	64,646.85	45,687.52	0.00	45,687.52
JUDGES RETIRE EXCESS BENEFIT	1,021,598.85	2,405,730.22	-539.00	2,315,720.28	1,111,069.79	-3,317.59	1,107,752.20
STATE EMPLOYEE EXCESS BENEFIT	319,732.55	555,052.36	0.00	614,555.11	260,229.80	-650.92	259,578.88
TEACHER RETIRE SYS EX BENEFIT	21,037,798.78	65,068,607.24	-1,995.00	61,509,050.73	24,595,360.29	-5,215,880.62	19,379,479.67
PRIVATE SEWAGE DISPOSAL PROGRAM	265,180.84	205,263.99	0.00	259,096.11	211,348.72	0.00	211,348.72
OFF-HOURS CHILD CARE PROGRAM FUND	0.00	0.00	0.00	0.00	0.00	0.00	0.00
CEMETERY OVERSIGHT LICENSING & DISCIPLINARY	3,953,390.69	1,422,192.00	2,500,000.00	1,019,320.44	6,856,262.25	0.00	6,856,262.25
HEALTHCARE PROVIDER RELIEF	146,591,774.08	11,950,905,258.69	458,139,460.30	12,402,694,837.54	152,941,655.53	-22,941,060.23	130,000,595.30
METRO-EAST PUB TRANSPORTATION	0.00	0.00	0.00	0.00	0.00	0.00	0.00
BANK & TRUST COMPANY	14,522,166.39	24,884,745.75	8,542,601.87	14,224,204.09	33,725,309.92	-2,449.00	33,722,860.92
NUC SAFETY EMERG PREPAREDNESS	10,591,988.78	21,114,535.59	2,735,470.39	18,941,340.55	15,500,654.21	-335,168.47	15,165,485.74

FUND	Prev Year Cash Bal	FY22 Receipts	FY22 Transfers	FY22 Disbursements	Ending Cash Balance	Warrants Outstanding	Available Balance
DEPARTMENT OF HUMAN RIGHTS SPECIAL FUND	197,979.74	114,151.00	0.00	22,911.46	289,219.28	0.00	289,219.28
REHAB SERV EL & SECOND ED ACT	717,784.51	894,944.05	-460.35	719,958.04	892,310.17	-27,404.76	864,905.41
ILLINOIS EMS MEMORIAL SCHOLARSHIP & TRAINING	12,516.00	0.00	0.00	0.00	12,516.00	0.00	12,516.00
ATTORNEY GENERAL'S STATE PROJECTS AND COURT ORDERED DISTRIBUTION FUND	31,573,316.90	18,636,889.32	328,496.87	22,186,278.86	28,352,424.23	-193,767.64	28,158,656.59
PERSONAL PROPERTY TAX REPLACE	427,703,666.69	4,497,679,014.99	155,541,092.34	4,321,271,421.29	759,652,352.73	-2,300,921.90	757,351,430.83
INTERNATIONAL BROTHERHOOD OF TEAMSTERS	7,550.00	8,825.00	0.00	7,500.00	8,875.00	0.00	8,875.00
PRE-NEED FUNERAL CONSUMER PROTECTION	48,049.73	103,380.00	0.00	25,839.23	125,590.50	0.00	125,590.50
CORN COMMODITY TRUST FUND	0.00	5,004.26	0.00	1,352.86	3,651.40	0.00	3,651.40
MEDICAL SPECIAL PURPOSE TRUST	213,842.03	6,596,792.00	0.00	5,166,303.93	1,644,330.10	0.00	1,644,330.10
RTA SALES TAX	217,661,847.61	1,516,602,024.25	175,989,281.78	1,653,701,484.48	256,551,669.16	-1,338,474.38	255,213,194.78
METROPOLITAN PIER & EXPOSITION AUTHORITY INCENTIVE	535,250.02	0.00	30,000,000.00	15,000,000.00	15,535,250.02	0.00	15,535,250.02
MONEY LAUNDERING ASSET RECOVERY	2,444,662.33	897,296.85	300,000.00	61,102.47	3,580,856.71	-300.00	3,580,556.71
STATE POLICE OPERATIONS ASSISTANCE	6,414,632.24	17,555,389.23	6,239,153.25	19,032,245.08	11,176,929.64	-13,992.31	11,162,937.33
VW SETTLEMENT ENVIRONMENTAL MITIGATION FUND	0.00	0.00	0.00	0.00	0.00	0.00	0.00
DCEO ENERGY PROJECTS	40,326.09	0.00	0.00	13,750.78	26,575.31	0.00	26,575.31
DRAM SHOP	12,464,904.55	11,521,186.92	8,750,450.00	8,495,489.80	24,241,051.67	-33,817.16	24,207,234.51
IL STATE DENTAL DISCIPLINARY	2,487,678.64	5,187,831.03	-237,150.51	847,485.46	6,590,873.70	0.00	6,590,873.70
STATE PENSION OBLIGATION ACCELERATION BOND FUND	116,447,872.91	305,289,357.02	0.00	281,436,248.51	140,300,981.42	0.00	140,300,981.42
AGRICULTURE FEDERAL PROJECTS	1,749,351.23	2,061,190.34	0.00	1,667,315.42	2,143,226.15	-115,015.19	2,028,210.96
HAZARDOUS WASTE	11,183,002.28	3,954,309.22	4,465,310.94	6,395,960.28	13,206,662.16	-23,552.35	13,183,109.81
COMMUNITY ASSOCIATION MANAGER LICENSING & DISCIPLINARY	841,150.03	555,078.63	-101,355.56	46,562.94	1,248,310.16	0.00	1,248,310.16
DEPT ON AGING STATE PROJECTS	212,762.32	40,000.00	0.00	4,352.00	248,410.32	0.00	248,410.32
NATURAL RESOURCES RESTORATION	2,192,908.89	797,020.84	-563.00	384,355.34	2,605,011.39	-2,756.25	2,602,255.14
CEMETERY RELIEF	399,519.35	1,334.79	0.00	0.00	400,854.14	0.00	400,854.14
STATE FAIR PROMO ACTIVITIES	341.05	0.00	0.00	0.00	341.05	0.00	341.05
IL POWER AGENCY RENEWABLE ENERGY RESOURCES	9,759,782.23	301,554.51	132,500,000.00	7,678,444.68	134,882,892.06	-4,827,317.12	130,055,574.94
PUBLIC HEALTH FEDERAL PROJECTS	1,199,723.50	354,429.00	173,941.41	430,287.05	1,297,806.86	0.00	1,297,806.86
HIGH-SPEED RAIL ROLLING STOCK FUND	0.00	0.00	0.00	0.00	0.00	0.00	0.00
HAZARDOUS WASTE RESEARCH	551,183.92	373,917.67	-528.00	523,911.90	400,661.69	0.00	400,661.69
METRO EAST MASS TRANS DIST TAX	9,026,160.99	40,371,956.66	0.00	40,121,838.48	9,276,279.17	0.00	9,276,279.17
LOCAL GOVERNMENT VIDEO GAMING DISTRIBUTIVE	11,918,159.03	131,439,665.76	0.00	130,919,817.29	12,438,007.50	-843,714.97	11,594,292.53
COURT OF CLAIMS FEDERAL RECOVERY VICTIM COMPENSATION GRANT	318.60	0.00	0.00	318.60	0.00	0.00	0.00
CONTINUING LEGAL EDUC TRUST	23,033.23	6,766.95	0.00	24,185.02	5,615.16	0.00	5,615.16
ENVIRONMENTAL PROTECTION TRUST	2,508,538.18	1,540,740.39	2,000,000.00	1,800,000.00	4,249,278.57	0.00	4,249,278.57
STATE POLICE STREETGANG-RELATED CRIME	107.94	203.55	0.00	0.00	311.49	0.00	311.49
SETTLEMENT FUND - ILLINOIS CHAMBER OF COMMERCE V. FILAN	11,426,173.63	0.00	5,000,000.00	7,610,969.59	8,815,204.04	0.00	8,815,204.04
REAL ESTATE RESEARCH & EDUC	848,190.42	2,790.97	0.00	32,500.00	818,481.39	0.00	818,481.39
REAL ESTATE LICENSE ADMIN	6,177,675.11	9,050,162.05	21,181.29	5,986,693.04	9,262,325.41	-49.00	9,262,276.41
FEDERAL MASS TRANSIT TRUST	410,422.98	46,654,319.00	0.00	46,768,153.94	296,588.04	-296,584.04	4.00
SHARE THE ROAD	12,801.00	35,385.00	0.00	37,313.00	10,873.00	0.00	10,873.00
NATIONAL FLOOD INSURANCE PROG	426,340.21	378,368.96	0.00	676,099.34	128,609.83	0.00	128,609.83
LAND RECLAMATION	2,630,742.57	950,000.00	-4,310.00	244,836.00	3,331,596.57	0.00	3,331,596.57
FEDERAL ENERGY	68,960.42	2,110,061.36	0.00	2,031,578.59	147,443.19	0.00	147,443.19
TENN VALLEY AUTH LOCAL TRUST	7,888.63	208,024.13	0.00	215,912.76	0.00	0.00	0.00
INDUSTRIAL HEMP REGULATORY FUND	1,365,343.00	224,950.00	0.00	30,357.61	1,559,935.39	0.00	1,559,935.39
CYCLE RIDER SAFETY TRAINING	12,914,300.95	3,799,523.25	-13,300.00	4,544,863.86	12,155,660.34	-444.45	12,155,215.89
FARMERS' MARKET TECHNOLOGY IMPROVEMENT	0.00	0.00	0.00	0.00	0.00	0.00	0.00
DOMESTIC VIOLENCE SHELTER&SERV	591,492.73	454,761.62	0.00	526,372.34	519,882.01	-15,693.61	504,188.40
SNOWMOBILE TRAIL ESTABLISHMENT	639,007.17	133,273.75	0.00	96,754.49	675,526.43	0.00	675,526.43
FRATERNAL ORDER OF POLICE	5,855.00	15,751.00	0.00	16,602.00	5,004.00	0.00	5,004.00
MUNICIPAL AUTO RENTING TAX	1,687,993.24	7,675,573.91	0.00	7,389,902.31	1,973,664.84	0.00	1,973,664.84
COUNTY AUTOMOBILE RENTING TAX	41,685.88	192,144.05	0.00	178,803.09	55,026.84	0.00	55,026.84

FUND	Prev Year Cash Bal	FY22 Receipts	FY22 Transfers	FY22 Disbursements	Ending Cash Balance	Warrants Outstanding	Available Balance
LOW INC HOME ENERGY BLOCK GRNT	16,254.36	343,812,429.27	-3,965,666.90	339,789,380.43	73,636.30	-57,891.94	15,744.36
COMMUNITY SERVICES BLOCK GRANT	21,961.12	59,272,719.87	-599,861.85	58,685,510.35	9,308.79	-4,308.79	5,000.00
MATERNAL & CHILD HLTH SERV BLK	1,429,978.21	21,848,267.02	-22,643.83	22,314,515.00	941,086.40	-360,012.75	581,073.65
PREVENTIVE HEALTH&HLTH SERV BL	2,477,761.43	1,981,598.06	-8,846.92	2,700,024.29	1,750,488.28	-350.00	1,750,138.28
COM DEV/SMALL CITY BLK GRANT	20,944,120.62	20,064,087.67	-378,245.86	24,379,032.68	16,250,929.75	-992,694.67	15,258,235.08
COMMUNITY MH SERV BLOCK GRNT	505,956.09	34,749,867.78	-5,855.00	34,629,213.13	620,755.74	-845.96	619,909.78
DRUG TRAFFIC PREVENTION	196,147.13	36,018.88	0.00	132,770.00	99,396.01	0.00	99,396.01
TRAFFIC & CRIM CONVICTION SUR	1,943,544.36	20,342,058.99	0.00	12,116,814.25	10,168,789.10	-40,274.52	10,128,514.58
SHEFFIELD 2/1982 AGREED ORDER	2,735,993.28	9,075.71	0.00	37,987.91	2,707,081.08	-4,750.00	2,702,331.08
INTRA-AGENCY SERVICES	467,406.81	10,880.27	13,722,423.60	12,240,766.51	1,959,944.17	0.00	1,959,944.17
DNR SPECIAL PROJECTS	1,630,904.01	43,267,361.67	0.00	3,120,508.08	41,777,757.60	-41,459.66	41,736,297.94
WAGE THEFT ENFORCEMENT	301,174.98	98,303.50	0.00	0.00	399,478.48	0.00	399,478.48
STATE POLICE LAW ENFORCEMENT ADMIN FUND	5,624,657.17	7,697,421.21	0.00	2,858,134.10	10,463,944.28	-41,770.90	10,422,173.38
DESIGN PROFESSIONALS ADMIN & INVESTIGATION	1,523,775.14	1,520,077.47	-105,816.75	599,722.84	2,338,313.02	0.00	2,338,313.02
HOMELESSNESS PREVENTION REVENUE FUND	1,889,497.00	1,194,764.67	0.00	1,007,767.00	2,076,494.67	0.00	2,076,494.67
SECRETARY OF STATE INTERNL RE	31,957,172.25	115,517,632.93	0.00	126,280,690.41	21,194,114.77	0.00	21,194,114.77
FORECLOSURE PREVENTION PROGRAM	215,760.08	61,386.87	0.00	58,773.00	218,373.95	0.00	218,373.95
ABANDONED RESIDENTIAL PROPERTY MUNICIPALITY RELIEF	9,129,423.49	200,290.62	0.00	7,563,903.00	1,765,811.11	0.00	1,765,811.11
DNR FEDERAL PROJECTS	530,203.20	12,028,794.38	0.00	12,075,807.29	483,190.29	-226,888.30	256,301.99
SOIL AND WATER CONSERVATION DISTRICT	419.25	0.00	0.00	0.00	419.25	0.00	419.25
PUBLIC HEALTH SPEC STATE PROJ	20,046,893.59	16,464,293.78	4,910,747.55	15,985,743.26	25,436,191.66	-37,972.52	25,398,219.14
CANNABIS BUSINESS DEVELOPMENT FUND	39,649,856.41	63,723.15	0.00	439,005.70	39,274,573.86	-13,166.61	39,261,407.25
ST. JUDE CHILDREN'S RESEARCH	16.19	0.00	0.00	0.00	16.19	0.00	16.19
STATE CONSTRUCTION ACCOUNT	594,544,364.49	481,252,107.94	777,413,247.71	685,562,109.43	1,167,647,610.71	-779,040.90	1,166,868,569.81
IL STATE POLICE FEDERAL PROJ	1,296,616.25	11,690,154.78	-398,159.33	12,396,476.31	192,135.39	-2,307.03	189,828.36
IL FORESTRY DEVELOPMENT	1,007,111.87	3,712,176.10	117.00	1,631,076.61	3,088,328.36	-4,916.13	3,083,412.23
STATE POLICE SERVICES	20,802,649.43	29,411,657.15	4,877,052.86	24,863,413.54	30,227,945.90	-3,341.78	30,224,604.12
HEALTH INSURANCE RESERVE	48,861,455.50	3,874,227,121.52	0.00	3,897,706,722.56	25,381,854.46	-7,029,249.19	18,352,605.27
CANNABIS EXPUNGEMENT FUND	1,347,564.39	0.00	2,832,500.00	2,308,300.85	1,871,763.54	-4,616.01	1,867,147.53
IL WILDLIFE PRESERVATION	3,355,911.06	271,100.51	277,408.60	349,879.44	3,554,540.73	-883.22	3,553,657.51
YOUTH DRUG ABUSE PREVENTION	630,987.77	210,420.02	0.00	329,999.00	511,408.79	0.00	511,408.79
JUVENILE JUSTICE TRUST	818,528.12	1,385,187.00	0.00	1,397,265.73	806,449.39	-47,237.14	759,212.25
CANNABIS REGULATION FUND	22,104,937.53	276,240,102.15	-259,191,883.22	15,272,300.06	23,880,856.40	-347,368.92	23,533,487.48
FEDERAL WORKFORCE TRAINING	247,680.64	164,259,051.36	-6,991,297.23	147,364,228.54	10,151,206.23	-124,922.10	10,026,284.13
DUCKS UNLIMITED	14,900.00	21,100.00	0.00	20,000.00	16,000.00	0.00	16,000.00
LOCAL CANNABIS CONSUMER EXCISE TAX TRUST FUND	12,569,076.39	72,448,639.98	0.00	69,741,836.79	15,275,879.58	0.00	15,275,879.58
METABOLIC SCREENING & TREATMNT	17,259,840.54	21,301,995.85	-91,259.00	17,656,838.30	20,813,739.09	-246,530.45	20,567,208.64
DHS RECOVERIES TRUST	6,774,721.09	13,610,946.71	-10,106.00	15,348,474.48	5,027,087.32	-84,837.09	4,942,250.23
INSURANCE PRODUCER ADMIN	51,777,426.00	65,531,945.24	44,976,066.00	21,660,173.50	140,625,263.74	-30,763.53	140,594,500.21
LAW ENF OFF TRNG BD FED PROJ	79,487.03	202,225.04	0.00	79,486.02	202,226.05	0.00	202,226.05
LIEUTENANT GOVERNOR'S GRANT	0.00	0.00	0.00	0.00	0.00	0.00	0.00
COAL TECHNOLOGY DEV ASSIST	14,966,053.30	5,458,109.43	4,983,713.00	13,090,634.54	12,317,241.19	-8,817.76	12,308,423.43
GOVERNOR'S ADMINISTRATIVE FUND	155,851.39	0.00	495,948.00	314,220.29	337,579.10	-13,913.75	323,665.35
IL NATNL GUARD ARMORY CONSTR	12,037,906.51	6,872,254.19	0.00	0.00	18,910,160.70	0.00	18,910,160.70
STATE AVIATION PROGRAM FUND	8,146,914.11	17,328,446.97	0.00	5,476,172.70	19,999,188.38	0.00	19,999,188.38
VIOLENT CRIME VICTIMS ASSIST	183,956.19	5,222,310.65	1,165.00	5,289,558.84	117,873.00	-115,712.50	2,160.50
SENIOR CITIZEN REAL EST DEF TA	22,059,957.44	6,890,167.51	0.00	2,593,226.96	26,356,897.99	-2,255.00	26,354,642.99
J.J. WOLF MEMORIAL INVESTIGAT	85,787.88	0.00	0.00	1,500.00	84,287.88	0.00	84,287.88
STATE TREASURER CRT ORDER ESCR	606,259.93	2,031.68	0.00	0.00	608,291.61	0.00	608,291.61
CONVENTION CENTER SUPPORT	10,037,067.99	779,397.40	15,000,000.00	25,816,465.39	0.00	0.00	0.00
CHILD ABUSE PREVENTION	11,753.81	8,474.63	0.00	0.00	20,228.44	0.00	20,228.44
SOCIAL SERV BLOCK GRANT	500,000.00	58,372,172.00	-58,372,172.00	0.00	500,000.00	0.00	500,000.00
RAIL FREIGHT LOAN REPAYMENT	805,608.73	2,694.20	0.00	0.00	808,302.93	0.00	808,302.93
HEARING INSTRUMENT DISPEN EXAM	188,462.69	65,607.59	2,835.00	3,994.46	252,910.82	0.00	252,910.82
LOCAL GOVERNMENT AVIATION TRUST FUND	573,835.62	7,553,229.33	0.00	7,052,668.96	1,074,395.99	0.00	1,074,395.99
SELF-INSURERS SECURITY FUND	16,169,663.57	1,406,661.14	2,026,811.95	979,858.99	18,623,277.67	-6,813.39	18,616,464.28

FUND	Prev Year Cash Bal	FY22 Receipts	FY22 Transfers	FY22 Disbursements	Ending Cash Balance	Warrants Outstanding	Available Balance
MPEA GRANTS	0.00	2,338,192.22	0.00	2,338,192.22	0.00	0.00	0.00
LOW-LEVEL RADIOACTIVE WASTE FACILITY DEVELOPMENT & OPERATION	524,885.22	366,422.58	529,409.13	437,582.18	983,134.75	0.00	983,134.75
LOW-LEVEL RADIOACTIVE WASTE FACILITY CLOSURE, POST-CLOSURE CARE & COMP	2,117.66	3.12	0.00	0.00	2,120.78	0.00	2,120.78
ENVIRO PROTECT PERMIT & INSP	16,718,990.25	11,536,059.19	3,933,596.00	11,500,194.00	20,688,451.44	-7,868.59	20,680,582.85
LANDFILL CLOSURE & POST-CLOSE	22,876.04	0.00	300,000.00	0.00	322,876.04	0.00	322,876.04
AVIATION FUEL SALES TAX REFUND FUND	0.00	0.00	0.00	0.00	0.00	0.00	0.00
GOVERNOR'S GRANT	39,265.23	304,758.00	1,722,900.97	2,028,804.49	38,119.71	0.00	38,119.71
SECRETARY OF STATE'S GRANT	269,327.62	12,788.54	0.00	40,172.87	241,943.29	-1,005.81	240,937.48
SOUND-REDUCING WINDOWS AND DOORS REPLACEMENT FUND	3,523,070.05	4,514,771.76	0.00	0.00	8,037,841.81	0.00	8,037,841.81
CIVIC AND TRANSIT INFRASTRUCTURE FUND	0.00	0.00	0.00	0.00	0.00	0.00	0.00
NARCOTICS PROFIT FORFEITURE	3,234,998.82	1,892,166.19	0.00	2,457,169.60	2,669,995.41	-5,129.24	2,664,866.17
TRANSPORTATION RENEWAL	98,860,002.85	1,203,898,095.61	-815,568,985.13	383,808,360.89	103,380,752.44	-40,722.77	103,340,029.67
STATE MIGRATORY WATERFOWL STAM	4,557,567.93	895,131.97	0.00	291,179.48	5,161,520.42	0.00	5,161,520.42
IL STATE PODIATRIC DISCIPLINE	935,697.35	38,181.57	-21,492.92	100,055.00	852,331.00	-100.00	852,231.00
DUI PREVENTION AND EDUCATION FUND	901,412.66	0.00	584,901.34	0.00	1,486,314.00	0.00	1,486,314.00
CHILD SUPPORT ENFORCE TRUST	52,259,897.86	210,948,252.89	-23,500,000.00	191,880,646.40	47,827,504.35	-10,463,289.41	37,364,214.94
ATTORNEY GENERAL SEX OFFENDER AWARENESS, TRAINING, AND EDUCATION	15,970.01	166,871.11	0.00	0.00	182,841.12	0.00	182,841.12
MULTI-MODAL TRANSPORTATION BOND	341,386,005.12	182,396,636.36	-434,905.13	248,180,864.24	275,166,872.11	0.00	275,166,872.11
BUILD ILLINOIS	0.00	780,205,334.47	-780,205,334.47	0.00	0.00	0.00	0.00
PARK & CONSERVATION	3,208,924.89	27,028,678.12	14,764,005.18	40,678,640.45	4,322,967.74	-77,589.86	4,245,377.88
VEHICLE INSPECTION	15,775,847.29	23,057,681.75	-4,211,365.86	17,207,367.12	17,414,796.06	-1,000.00	17,413,796.06
REGIONAL TRANSPORTATION AUTHORITY CAPITAL IMPROVEMENT	304,336,258.58	0.00	216,320,812.97	212,384,167.18	308,272,904.37	0.00	308,272,904.37
DOWNSTATE MASS TRANSPORTATION CAPITAL IMPROVEMENT	40,866,205.41	0.00	23,987,323.09	0.00	64,853,528.50	0.00	64,853,528.50
ILLINOIS WORKS FUND	0.00	0.00	10,000,000.00	444,314.98	9,555,685.02	-63,903.34	9,491,781.68
MUNICIPAL MOTOR FUEL TAX FUND	768,743.06	4,839,799.50	0.00	4,843,786.29	764,756.27	0.00	764,756.27
SPORTS WAGERING FUND	43,431,311.14	110,711,393.15	-142,030,757.63	7,104,899.74	5,007,046.92	0.00	5,007,046.92
LOCAL TOURISM	1,754,365.04	5,520,224.22	45,142,900.00	18,704,650.96	33,712,838.30	-36,704.41	33,676,133.89
BUILD ILLINOIS B R & I	55,683,924.24	61,726.66	573,005,426.96	571,250,687.14	57,500,390.72	-45,990,596.86	11,509,793.86
BUILD ILLINOIS BOND	146,393,253.53	544,496,055.81	148,077,233.45	277,713,937.00	561,252,605.79	-5,481,810.45	555,770,795.34
REBUILD ILLINOIS PROJECTS	24,000,000.00	55,260,000.00	257,341,976.20	0.00	336,601,976.20	0.00	336,601,976.20
ILLINOIS CAPITAL REVOLVING LOAN FUND	2,106,084.27	7,064.47	0.00	0.00	2,113,148.74	0.00	2,113,148.74
IL EQUITY	1,593,779.86	60,859.59	504,084.83	0.00	2,158,724.28	0.00	2,158,724.28
LARGE BUSINESS ATTRACTION	265,347.46	1,081.67	100,816.97	0.00	367,246.10	0.00	367,246.10
STATE FAIRGROUNDS CAPITAL IMPROVEMENTS AND HARNESS RACING FUND	0.00	93,663.57	0.00	10,000.00	83,663.57	0.00	83,663.57
ILLINOIS PROPERTY TAX RELIEF FUND	0.00	0.00	0.00	0.00	0.00	0.00	0.00
DEFERRED LOTTERY PRIZE WINNERS	1,376,780.03	27,743,555.74	0.00	25,572,582.12	3,547,753.65	-189,747.55	3,358,006.10
SCOTT'S LAW FUND	101,569.67	124,377.51	0.00	0.00	225,947.18	0.00	225,947.18
MANITENO VETERANS HOME	5,542,056.72	12,840,720.09	762,000.00	13,761,422.21	5,383,354.60	-27,499.69	5,355,854.91
COAL COMBUSTION RESIDUAL SURFACE IMPOUNDMENT FINANCIAL ASSURANCE	0.00	0.00	0.00	0.00	0.00	0.00	0.00
ADELINE JAY GEO-KARIS ILLINOIS BEACH MARINA FUND	412,418.94	446,722.30	181,225.80	26,237.03	1,014,130.01	0.00	1,014,130.01
BHE FEDERAL GRANTS	1,042,794.87	15,269,239.44	0.00	12,499,355.17	3,812,679.14	0.00	3,812,679.14
INTERNATIONAL & PROMOTIONAL	44,202.39	15,500.00	0.00	1,657.93	58,044.46	0.00	58,044.46
THERESA TRACY TROT-ILLINOIS CANCERCARE FOUNDATION FUND	0.00	0.00	0.00	0.00	0.00	0.00	0.00
SCHOOL STEAM GRANT PROGRAM FUND	1,105,392.00	669.00	0.00	1,075,791.00	30,270.00	0.00	30,270.00
ATTORNEY GENERAL FEDERAL GRANT	40,048.93	861,687.70	0.00	757,131.69	144,604.94	-1,875.90	142,729.04
ATTORNEY GENERAL COURT ORDERED SETTLEMENT DISTRIBUTION FUND	3,182,553.64	1,058.40	0.00	615,788.00	2,567,824.04	0.00	2,567,824.04
ABANDONED MINED LANDS RECLAM	1,919,657.52	13,303,004.29	0.00	13,246,175.50	1,976,486.31	-3,512.00	1,972,974.31
LOAN LOSS RESERVE FUND	10,000,000.00	0.00	0.00	207,647.93	9,792,352.07	0.00	9,792,352.07
PUBLIC INFRASTRUCTURE CONST LN	910,805.75	3,049.19	0.00	0.00	913,854.94	0.00	913,854.94
IL AGRICULTURAL LOAN GUARANTEE	10,726,406.90	35,881.15	0.00	0.00	10,762,288.05	0.00	10,762,288.05
EDUC LABOR REL BD FAIR SHARE	30,554.94	69.70	0.00	8,361.51	22,263.13	0.00	22,263.13
INSURANCE FINANCIAL REGULATION	25,580,754.29	24,610,180.75	22,970,191.00	20,068,501.11	53,092,624.93	-103,286.57	52,989,338.36

CONTACT US

Springfield - State Capitol

219 State House | Springfield, IL 62706
Phone: (866) 458-7327 | Fax: (217) 785-2777

Downtown Chicago Office

555 West Monroe Street, 14th Floor | Chicago, IL 60661
Phone: (866) 458-7327 | Fax: (312) 814-5930

Springfield - Marine Bank Building

1 East Old State Capitol Plaza | Springfield, IL 62701
Phone: (866) 458-7327 | Fax: (217) 524-3822

Office TTY Line: (866) 877-6013

CONNECT WITH US



@ILTreasurer



@TreasurerMichaelFrerichs

Subscribe and Read the Treasurer's Office's eNewsletter:

<http://bit.ly/IllinoisTreasurer>



Printed by the authority of the State of Illinois GR-1221-02 DATE # copies KR
Cost per copy \$0.00